Hanging
Tiered Square 10’

TIERED SQUARE

(12) Prints create one single sided structure
(24) Prints create one double sided structure
Graphic @ 50% size

GRAPHIC CODES

TIER-SQU-10-G - Single sided
Single sided squares have outside printed only
LARGE SQUARE:
Total graphic area: 130”w X 22”h
Total visual area: 120”w X 12”h
MEDIUM SQUARE:
Total graphic area: 106”w X 22”h
Total visual area: 96”w X 12”h
SMALL SQUARE:
Total graphic area: 82”w X 22”h
Total visual area: 72”w X 12”h
This template represents only one side of the each sized structure. Please design each side on an individual template and not as a whole. If artwork is the same on all (4) sides of each structure then one layout per size is suitable for printing.

TIER-SQU-10-GDBL - Double sided
Outside dimensions for tiered square
LARGE SQUARE:
Total graphic area: 130”w X 22”h
Total visual area: 120”w X 12”h
MEDIUM SQUARE:
Total graphic area: 106”w X 22”h
Total visual area: 96”w X 12”h
SMALL SQUARE:
Total graphic area: 82”w X 22”h
Total visual area: 72”w X 12”h
Inside dimensions for tiered square
LARGE SQUARE:
Total graphic area: 127.64”w X 22”h
Total visual area: 117.64”w X 12”h
MEDIUM SQUARE:
Total graphic area: 103.64”w X 22”h
Total visual area: 93.64”w X 12”h
SMALL SQUARE:
Total graphic area: 79.64”w X 22”h
Total visual area: 69.64”w X 12”h
This template represents only one side of the each sized structure. Please design each side on an individual template and not as a whole. If artwork is the same on all (4) sides of each structure then one layout per size is suitable for printing.

We recommend that the inside printed graphic be created as either a solid color or pattern for better finishing.

Please be sure to include the 5” bleed around the perimeter to compensate for the finishing of the graphics. Do not design any critical elements (text, logos, etc.) within 1” of the edge (see dotted lines).

General Artwork Guidelines
- cmyk color mode
- do not embed images, supply them
- resolution must be 100-120 ppi
- all fonts must be created to outlines

This template was created on: 10.30.2015
This template was modified on: 12.30.2015

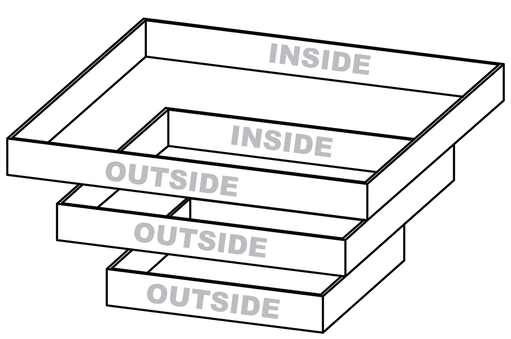

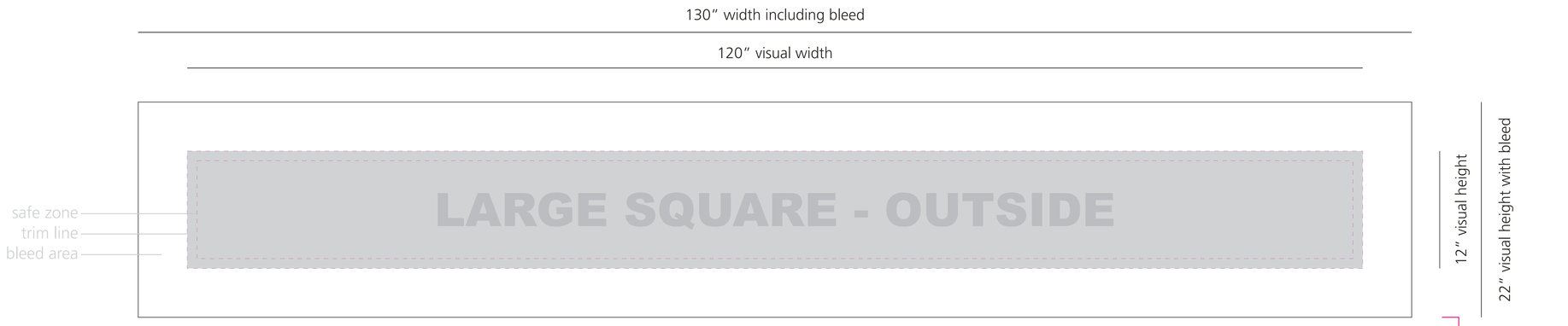

there is a 12” gap between each structure when mounted to frame

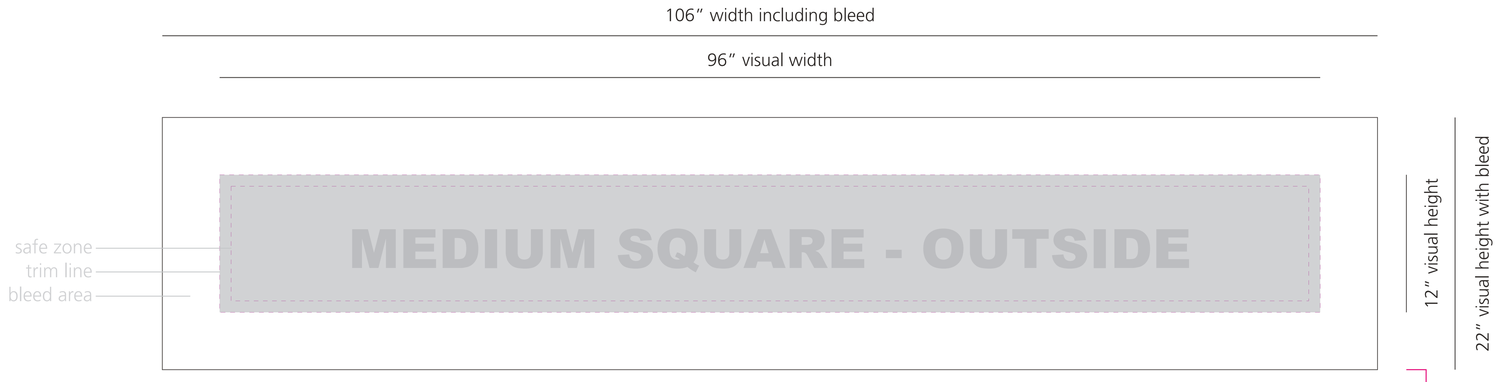

there is a 12” gap between each structure when mounted to frame



Design on all 3 sizes above if ordering TIER-SQU-10-G

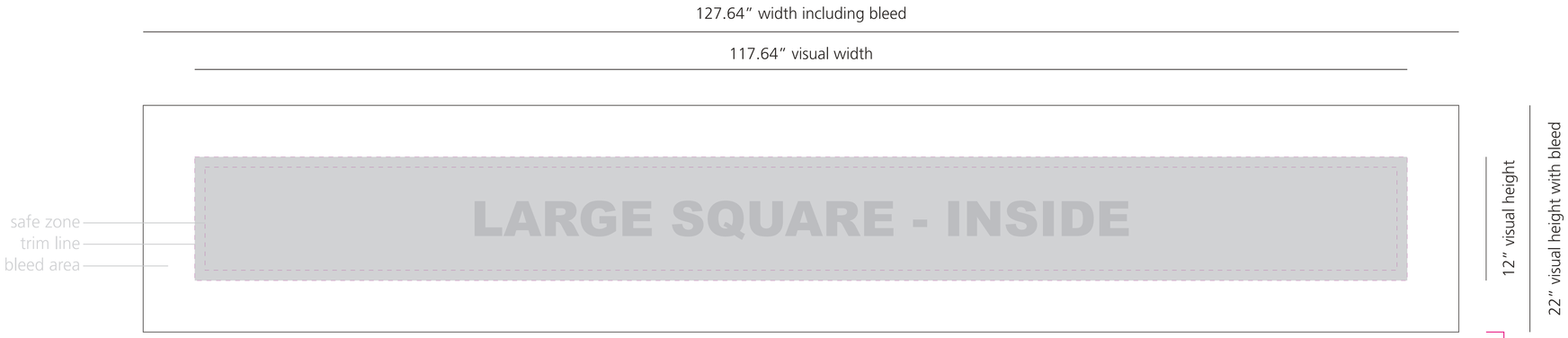

there is a 12” gap between each structure when mounted to frame

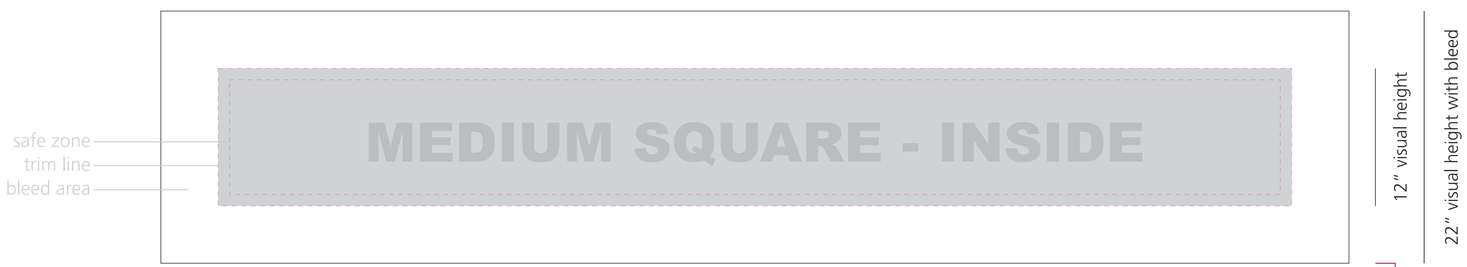

there is a 12” gap between each structure when mounted to frame



Design on all 6 sizes above if ordering TIER-SQU-10-GDBL