Hanging 4-sided square 2006

4-SIDED SQUARE

Total graphic area: 250”w X 82”h
Total visual area: 240”w X 72”h
(4) Prints create one structure
Graphic at 50% of actual size

GRAPHIC CODES

SQU-2006-G - Single sided
Single sided 4-sided square have outside printed only
Total graphic area: 250”w X 82”h
Total visual area: 240 w X 72”h
This template represents only one side of the structure. Please design each side on an individual template and not as a whole. If artwork is the same on all (4) sides one layout is suitable for printing.

SQU-2006-GDBL - Double sided
Outside dimensions for 4-sided structure
Total graphic area: 250”w X 82”h
Total visual area: 240”w X 72”h
Inside dimension for 4-sided structure
Total graphic area: 250”w X 82”h
Total visual area: 240”w X 72”h
This template represents only one side of the structure. Please design each side on an individual template and not as a whole. If artwork is the same on all (4) sides one layout is suitable for printing.

Please be sure to include the 5” bleed around the perimeter to compensate for the finishing of the graphics. Do not design any critical elements (text, logos, etc.) within 1” of the edge (see dotted lines).

General Artwork Guidelines
- cmyk color mode
- do not embed images, supply them
- resolution must be 100-120 ppi
- all fonts must be created to outlines



Design Here if ordering SQU-2006-G



Design Here if ordering SQU-2006-GDBL

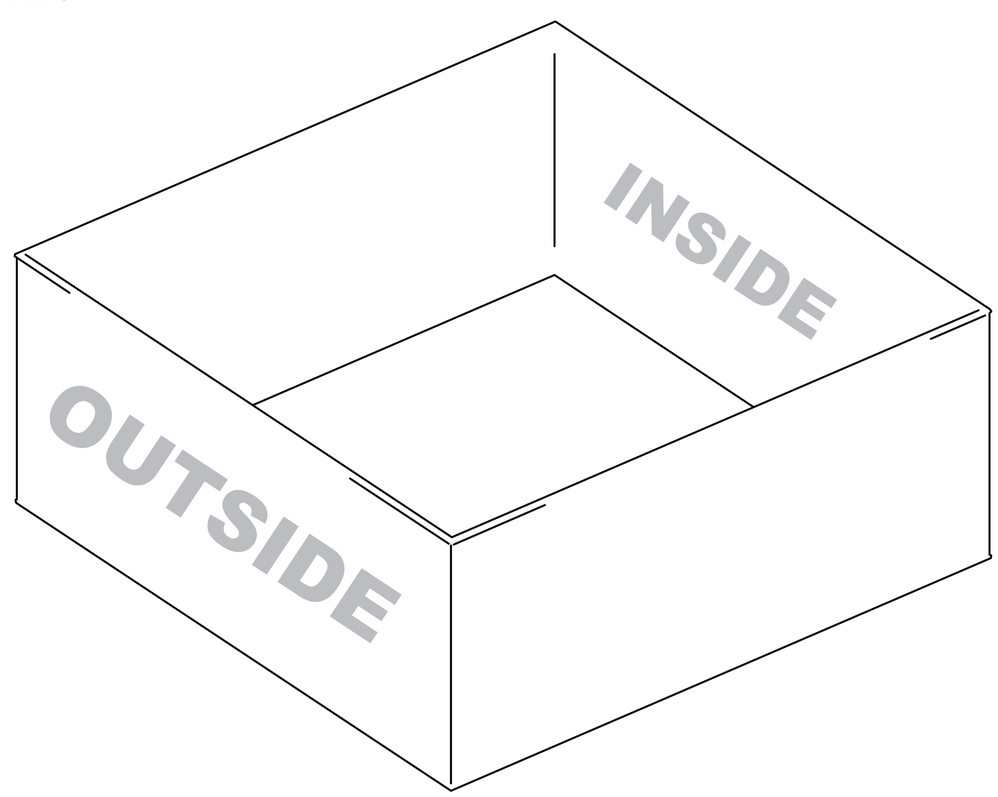

Hanging Structure
Square 2006 - Double Sided

TEMPLATE @ 1/10 SCALE
Hanging Structure - Double sided structure
Outside and Inside Panels
Total Graphic Area: 250"w X 82"h
Total Finished Area: 240"w X 72"h

Please be sure to include the 5" bleed around the perimeter (note trim & stitch locations on template). DO NOT design any critical elements (text, logos, etc.) within 1" of the edge.

General Art Guidelines:

- CMYK Color Mode
- All Solid Coated Pantone colors should be called out in the art as spot colors
- Embed all images and support files
- Resolution must be 1000-1200 ppi @ 1/10 scale, 100-120 ppi at 100% full size
- All fonts must be created to outlines
- Do not scale artboard
- Background color/images must bleed to the edge of artboard
- Do not use spot colors from template in your artwork as they will not print

OUTSIDE

OUTSIDE

OUTSIDE

OUTSIDE

bleed area
trim line
safe zone

INSIDE

INSIDE

INSIDE

INSIDE

bleed area
trim line
safe zone

Hanging Structure
Square 2006 - Single Sided

TEMPLATE @ 1/10 SCALE
94 prints to make 13 single sided structure
Total Graphic Area: 230" w X 92" h
Total Finished Area: 240" w X 72" h

Please be sure to include the 5" bleed around the perimeter (note trim & stitch lines on template). DO NOT design any critical elements (text, logos, etc.) within 1" of the edge.

General Art Guidelines:

- CMYK Color Mode
- All Solid Coated Pantone colors should be called out in the art as spot colors
- Embed all images and support files
- Resolution must be 1000-1200 ppi @ 1/10 scale; 100-120 ppi at 100% full size
- All fonts must be created to outlines
- Do not scale artboard
- Background color/images must bleed to the edge of artboard
- Do not use spot colors from template in your artwork as they will not print

OUTSIDE

OUTSIDE

OUTSIDE

OUTSIDE

bleed area
trim line
safe zone