

2FT ASPEN FABRIC FRAME

RESORT EXTRUSIONS

PRODUCT CODE: AF2x2, AF2x3, AF2x4, AF2x5, AF2x6, AF2x7, and AF2x8



*2' x 3' frame and graphic shown above.

PRODUCT DESCRIPTION

Aspen Fabric Frames make up the perfect blend of class and versatility. The edges of the fabric press into the frame making graphic installation and removal a simple task. Available in custom width and height configurations. Both single and double sided graphics are available.

DISPLAY DIMENSIONS	24"L x 24"W x 1.5"D to 24"L x 96"W x 1.5"D
GRAPHIC SIZE	24"W x 24"H to 24"W x 96"H

GRAPHIC MATERIAL

Satin Fabric

GRAPHIC FINISHING

Silicone edge beading sewn to the perimeter of the graphic.

DISPLAY CONSTRUCTION

Aluminum frame and components.

SHIPPING DIMENSIONS & WEIGHTS (PER BOX)

WEIGHT (FRAME ONLY / WITH GRAPHIC)	2'W x 2'H (5 lbs / 6 lbs)
2'W x 3'H (7 lbs / 8 lbs)	2'W x 4'H (9 lbs / 10 lbs)
2'W x 5'H (11 lbs / 12 lbs)	2'W x 6'H (13 lbs / 14 lbs)
2'W x 7'H (15 lbs / 16 lbs)	2'W x 8'H (17 lbs / 18 lbs)
DIMENSIONS	4"L x 4"W x 24"H to 4"L x 4"W x 96"H

LARGE QUANTITY FREIGHT

FREIGHT SHIPPING	80 boxes per 48"L x 40"W x 45"H skid (24"W x 24"H frame)
52 boxes per 48"L x 40"W x 45"H skid (24"W x 36"H frame)	40 boxes per 48"L x 40"W x 45"H skid (24"W x 48"H frame)
60 boxes per 96"L x 40"W x 41"H skid (24"W x 60"H frame)	60 boxes per 96"L x 40"W x 41"H skid (24"W x 72"H frame)
60 boxes per 96"L x 40"W x 41"H skid (24"W x 84"H frame)	60 boxes per 96"L x 40"W x 41"H skid (24"W x 96"H frame)
FREIGHT WEIGHT (FRAME ONLY / WITH GRAPHIC)	24"W x 24"H frame (400 lbs / 480 lbs)
24"W x 36"H frame (364 lbs / 414 lbs)	24"W x 48"H frame (360 lbs / 400 lbs)
24"W x 60"H frame (660 lbs / 720 lbs)	24"W x 72"H frame (780 lbs / 840 lbs)
24"W x 84"H frame (900 lbs / 960 lbs)	24"W x 96"H frame (1020 lbs / 1080 lbs)

GRAPHIC TURN AROUND TIME

2 business days after proof approval (up to 2 sets of graphics)

AVAILABLE ACCESSORIES

Aspen Light Small and Large	T135 LED Light
Aspen Feet (Flat and Side)	Ceiling Hook
Wall Mount	Split Connector
AVAILABILITY	CA


3FT ASPEN FABRIC FRAME

RESORT EXTRUSIONS

PRODUCT CODE: AF3x2, AF3x3, AF3x4, AF3x5, AF3x6, AF3x7, and AF3x8



On frame On graphic



*3' x 4' frame and graphic shown above.

PRODUCT DESCRIPTION

Aspen Fabric Frames make up the perfect blend of class and versatility. The edges of the fabric press into the frame making graphic installation and removal a simple task. Available in custom width and height configurations. Both single and double sided graphics are available.

DISPLAY DIMENSIONS

36"W x 24"H x 1.5"D to
36"W x 96"H x 1.5"D

GRAPHIC SIZE

36"W x 24"H to 36"W x 96"H

GRAPHIC MATERIAL

Satin Fabric

GRAPHIC FINISHING

Silicone edge beading sewn to the perimeter of the graphic.

DISPLAY CONSTRUCTION

Aluminum frame and components

SHIPPING DIMENSIONS & WEIGHT (PER BOX)

WEIGHT
(FRAME ONLY / WITH GRAPHIC)

3'W x 2'H
(7 lbs / 8 lbs)

3'W x 3' H
(9 lbs / 10 lbs)

3'W x 4' H
(11 lbs / 12 lbs)

3'W x 5'H
(13 lbs / 14 lbs)

3'W x 6'H
(15 lbs / 16 lbs)

3'W x 7'H
(17 lbs / 18 lbs)

3'W x 8'H
(19 lbs / 20 lbs)

DIMENSIONS

4"L x 4"W x 36"H to 4"L x 4"W x 96"H

LARGE QUANTITY FREIGHT

FREIGHT SHIPPING

80 boxes per
48"L x 40"W x 45"H skid
(36"W x 24"H frame)

52 boxes per
48"L x 40"W x 45"H skid
(36" x 36" frame)

40 boxes per
48"L x 40"W x 45"H skid
(36"W x 48"H frame)

60 boxes per
96"L x 40"W x 41"H skid
(36" x 60" frame)

60 boxes per
96"L x 40"W x 41"H skid
(36"W x 72"H frame)

60 boxes per
96"L x 40"W x 41"H skid
(36" x 84" frame)

60 boxes per
96"L x 40"W x 41"H skid
(36"W x 96"H frame)

FREIGHT WEIGHT
(FRAME ONLY / WITH GRAPHIC)

36"W x 24"H frame
(596 lbs / 676 lbs)

36"W x 36"H frame
(504 lbs / 556 lbs)

36"W x 48"H frame
(480 lbs / 520 lbs)

36"W x 60"H frame
(816 lbs / 876 lbs)

36"W x 72"H frame
(936 lbs / 996 lbs)

36"W x 84"H frame
(1056 lbs / 1116 lbs)

36"W x 96"H frame
(1176 lbs / 1236 lbs)

GRAPHIC TURN AROUND TIME

2 business days after proof approval (up to 2 sets of graphics)

AVAILABLE ACCESSORIES

Aspen Light Small and Large

T135 LED Light

Aspen Feet (Flat and Side)

Ceiling Hook

Wall Mount

Split Connector

AVAILABILITY

CA

4FT ASPEN FABRIC FRAME

RESORT EXTRUSIONS

PRODUCT CODE: AF4x2, AF4x3, AF4x4, AF4x5, AF4x6, AF4x7, and AF4x8



*4' x 4' frame and graphic shown above.

PRODUCT DESCRIPTION	
Aspen Fabric Frames make up the perfect blend of class and versatility. The edges of the fabric press into the frame making graphic installation and removal a simple task. Available in custom width and height configurations. Both single and double sided graphics are available.	
DISPLAY DIMENSIONS	48"W x 24"H x 1.5"D to 48"W x 96"H x 1.5"D
GRAPHIC SIZE	48"W x 24"H to 48"W x 96"H
GRAPHIC MATERIAL	
Satin Fabric	
GRAPHIC FINISHING	
Silicone edge beading sewn to the perimeter of the graphic.	
DISPLAY CONSTRUCTION	
Aluminum frame and components	
SHIPPING DIMENSIONS & WEIGHT (PER BOX)	
WEIGHT (FRAME ONLY / WITH GRAPHIC)	4'W x 2'H (9 lbs / 10 lbs)
4'W x 3'H (11 lbs / 12 lbs)	4'W x 2'H (13 lbs / 14 lbs)
4'W x 2'H (15 lbs / 16 lbs)	4'W x 2'H (17 lbs / 18 lbs)
4'W x 2'H (19 lbs / 20 lbs)	4'W x 2'H (21 lbs / 22 lbs)
DIMENSIONS	4"L x 4"W x 48"H to 4"L x 4"W x 96"H
LARGE QUANTITY FREIGHT	
FREIGHT SHIPPING	40 boxes per 48"L x 40"W x 45"H skid (48"W x 24"H frame)
40 boxes per 48"L x 40"W x 45"H skid (48"W x 36"H frame)	40 boxes per 48"L x 40"W x 45"H skid (48"W x 48"H frame)
60 boxes per 96"L x 40"W x 41"H skid (48"W x 60"H frame)	60 boxes per 96"L x 40"W x 41"H skid (48"W x 72"H frame)
60 boxes per 96" x 40" x 41" skid (48"W x 84"H frame)	60 boxes per 96"L x 40"W x 41"H skid (48"W x 96"H frame)
FREIGHT WEIGHT (FRAME ONLY / WITH GRAPHIC)	48"W x 24"H frame (396 lbs / 436 lbs)
48"W x 36"H frame (480 lbs / 520 lbs)	48"W x 48"H frame (556 lbs / 596 lbs)
48"W x 60"H frame (936 lbs / 996 lbs)	48"W x 72"H frame (1056 lbs / 1116 lbs)
48"W x 84"H frame (1176 lbs / 1236 lbs)	48"W x 96"H frame (1296 lbs / 1356 lbs)
GRAPHIC TURN AROUND TIME	
2 business days after proof approval (up to 2 sets of graphics)	
AVAILABLE ACCESSORIES	
Aspen Light Small and Large	T135 LED Light
Aspen Feet (Flat and Side)	Ceiling Hook
Wall Mount	Split Connector
AVAILABILITY	CA

5FT ASPEN FABRIC FRAME

RESORT EXTRUSIONS

PRODUCT CODE: AF5x2, AF5x3, AF5x4, AF5x5, AF5x6, AF5x7, and AF5x8



*5' x 7' frame and graphic shown above. Flat feet are sold separately.

PRODUCT DESCRIPTION

Aspen Fabric Frames make up the perfect blend of class and versatility. The edges of the fabric press into the frame making graphic installation and removal a simple task. Available in custom width and height configurations. Both single and double sided graphics are available.

DISPLAY DIMENSIONS	60"W x 24"H x 1.5"D to 60"W x 96"H x 1.5"D
GRAPHIC SIZE	60"W x 24"H to 60"W x 96"H

GRAPHIC MATERIAL

Satin Fabric

GRAPHIC FINISHING

Silicone edge beading sewn to the perimeter of the graphic.

DISPLAY CONSTRUCTION

Aluminum frame and components.

SHIPPING WEIGHTS & DIMENSIONS

WEIGHT (FRAME ONLY / WITH GRAPHIC)	5'W x 2'H (11 lbs / 13 lbs)
5'W x 3'H (13 lbs / 14 lbs)	5'W x 4'H (15 lbs / 16 lbs)
5'W x 5'H (17 lbs / 18 lbs)	5'W x 6'H (19 lbs / 20 lbs)
5'W x 7'H (21 lbs / 22 lbs)	5'W x 8'H (23 lbs / 24 lbs)

SHIPPING DIMENSIONS	4"L x 4"W x 60"H to 4"L x 4"W x 96"H
---------------------	--------------------------------------

LARGE FREIGHT QUANTITY

FREIGHT SHIPPING	40 boxes per 96"L x 40"W x 41"H skid (60"W x 24"H frame)
40 boxes per 96"L x 40"W x 41"H skid (60"W x 36"H frame)	40 boxes per 96"L x 40"W x 41"H skid (60"W x 48"H frame)
40 boxes per 96"L x 40"W x 41"H skid (60"W x 60"H frame)	40 boxes per 96"L x 40"W x 41"H skid (60"W x 72"H frame)
40 boxes per 96"L x 40"W x 41"H skid (60"W x 84"H frame)	40 boxes per 96"L x 40"W x 41"H skid (60"W x 96"H frame)
FREIGHT WEIGHT (FRAME ONLY / WITH GRAPHIC)	60"W x 24"H frame (476 lbs / 516 lbs)
60"W x 36"H frame (556 lbs / 596 lbs)	60"W x 48"H frame (636 lbs / 676 lbs)
60"W x 60"H frame (716 lbs / 756 lbs)	60"W x 72"H frame (796 lbs / 736 lbs)
60"W x 84"H frame (876 lbs / 916 lbs)	60"W x 96"H frame (956 lbs / 996 lbs)

GRAPHIC TURN AROUND TIME

2 business days after proof approval (up to 2 sets of graphics)

AVAILABLE ACCESSORIES

Aspen Light Small and Large	T135 LED Light
Aspen Feet (Flat and Side)	Ceiling Hook
Wall Mount	Split Connector
AVAILABILITY	CA


6FT ASPEN FABRIC FRAME

RESORT EXTRUSIONS

PRODUCT CODE: AF6x2, AF6x3, AF6x4, AF6x5, AF6x6, AF6x7, and AF6x8



On frame On graphic



*6' x 6' frame and graphic shown above. Flat feet are sold separately.

PRODUCT DESCRIPTION

Aspen Fabric Frames make up the perfect blend of class and versatility. The edges of the fabric press into the frame making graphic installation and removal a simple task. Available in custom width and height configurations. Both single and double sided graphics are available.

DISPLAY DIMENSIONS	72"W x 24"H x 1.5"D to 72"W x 96"H x 1.5"D
GRAPHIC SIZE	72"W x 24"H to 72"W x 96"H

GRAPHIC MATERIAL

Satin Fabric

GRAPHIC FINISHING

Silicone edge beading sewn to the perimeter of the graphic.

DISPLAY CONSTRUCTION

Aluminum frame and components

SHIPPING DIMENSIONS & WEIGHT (PER BOX)

WEIGHT (FRAME ONLY / WITH GRAPHIC)	6"W x 2"H (13 lbs / 14 lbs)
6"W x 3"H (15 lbs / 16 lbs)	6"W x 4"H (17 lbs / 18 lbs)
6"W x 5"H (19 lbs / 20 lbs)	6"W x 6"H (21 lbs / 22 lbs)
6"W x 7"H (23 lbs / 24 lbs)	6"W x 8"H (25 lbs / 26 lbs)
DIMENSIONS	4"L x 4"W x 72"H to 4"L x 4"W x 96"H

LARGE QUANTITY FREIGHT

FREIGHT SHIPPING	40 boxes per 96"L x 40"W x 45"H skid (72"W x 24"H frame)
40 boxes per 96"L x 40"W x 45"H skid (72"W x 36"H frame)	40 boxes per 96"L x 40"W x 45"H skid (72"W x 48"H frame)
40 boxes per 96"L x 40"W x 41"H skid (72"W x 60"H frame)	40 boxes per 96"L x 40"W x 41"H skid (72"W x 72"H frame)
40 boxes per 96"L x 40"W x 41"H skid (72"W x 84"H frame)	40 boxes per 96"L x 40"W x 41"H skid (72"W x 96"H frame)
FREIGHT WEIGHT (FRAME ONLY / WITH GRAPHIC)	72"W x 24"H frame (556 lbs / 596 lbs)
72"W x 36"H frame (636 lbs / 676 lbs)	72"W x 48"H frame (716 lbs / 756 lbs)
72"W x 60"H frame (796 lbs / 836 lbs)	72"W x 72"H frame (876 lbs / 916 lbs)
72"W x 84"H frame (956 lbs / 996 lbs)	72"W x 96"H frame (1036 lbs / 1076 lbs)

GRAPHIC TURN AROUND TIME

2 business days after proof approval (up to 2 sets of graphics)

AVAILABLE ACCESSORIES

Aspen Light Small and Large	T135 LED Light
Aspen Feet (Flat and Side)	Ceiling Hook
Wall Mount	Split Connector

AVAILABILITY	CA
--------------	----


7FT ASPEN FABRIC FRAME

RESORT EXTRUSIONS

PRODUCT CODE: AF7x2, AF7x3, AF7x4, AF7x5, AF7x6, AF7x7, and AF7x8



On frame On graphic



*7' x 6.5' frame with middle support and graphic shown above. Side feet are sold separately.

PRODUCT DESCRIPTION

Aspen Fabric Frames make up the perfect blend of class and versatility. The edges of the fabric press into the frame making graphic installation and removal a simple task. Available in custom width and height configurations. Both single and double sided graphics are available.

DISPLAY DIMENSIONS	84"W x 24"H x 1.5"D to 84"W x 96"H x 1.5"D
GRAPHIC SIZE	84"W x 24"H to 84"W x 96"H

GRAPHIC MATERIAL

Satin Fabric

GRAPHIC FINISHING

Silicone edge beading sewn to the perimeter of the graphic.

DISPLAY CONSTRUCTION

Aluminum frame and components.

SHIPPING DIMENSIONS & WEIGHT (PER BOX)

WEIGHT (FRAME ONLY / WITH GRAPHIC)	7"W x 2'H (15 lbs / 16 lbs)
7"W x 3'H (17 lbs / 18 lbs)	7"W x 4'H (19 lbs / 20 lbs)
7"W x 5'H (21 lbs / 22 lbs)	7"W x 6'H (23 lbs / 24 lbs)
7"W x 7'H (25 lbs / 26 lbs)	7"W x 6'H (27 lbs / 28 lbs)
DIMENSIONS	4"L x 4"W x 96"H

LARGE QUANTITY FREIGHT

FREIGHT SHIPPING	40 boxes per 96"L x 40"W x 41"H skid (84"W x 24"H frame)
40 boxes per 96"L x 40"W x 41"H skid (84"W x 36"H frame)	40 boxes per 96"L x 40"W x 41"H skid (84"W x 48"H frame)
40 boxes per 96"L x 40"W x 41"H skid (84"W x 60"H frame)	40 boxes per 96"L x 40"W x 41"H skid (84"W x 72"H frame)
40 boxes per 96"L x 40"W x 41"H skid (84"W x 84"H frame)	40 boxes per 96"L x 40"W x 41"H skid (84"W x 96"H frame)
FREIGHT WEIGHT (FRAME ONLY / WITH GRAPHIC)	84"W x 24"H frame (636 lbs / 676 lbs)
84"W x 36"H frame (716 lbs / 756 lbs)	84"W x 48"H frame (796 lbs / 836 lbs)
84"W x 60"H frame (876 lbs / 916 lbs)	84"W x 72"H frame (956 lbs / 996 lbs)
84"W x 84"H frame (1036 lbs / 1076 lbs)	84"W x 96"H frame (1116 lbs / 1156 lbs)

GRAPHIC TURN AROUND TIME

2 business days after proof approval (up to 2 sets of graphics)

AVAILABLE ACCESSORIES

Aspen Light Small and Large	T135 LED Light
Aspen Feet (Flat and Side)	Ceiling Hook
Wall Mount	Split Connector

AVAILABILITY	CA
--------------	----


8FT ASPEN FABRIC FRAME

RESORT EXTRUSIONS

PRODUCT CODE: AF8x2, AF8x3, AF8x4, AF8x5, AF8x6, AF8x7, and AF8x8



On frame On graphic



*8' x 6' frame with middle support and graphic shown above. Side feet are sold separately.

PRODUCT DESCRIPTION

Aspen Fabric Frames make up the perfect blend of class and versatility. The edges of the fabric press into the frame making graphic installation and removal a simple task. Available in custom width and height configurations. Both single and double sided graphics are available.

DISPLAY DIMENSIONS	96"W x 24"H x 1.5"D to 96"W x 96"H x 1.5"D
GRAPHIC SIZE	96"W x 96"H

GRAPHIC MATERIAL

Satin Fabric

GRAPHIC FINISHING

Silicone edge beading sewn to the perimeter of the graphic.

DISPLAY CONSTRUCTION

Aluminum frame and components.

SHIPPING DIMENSIONS & WEIGHT (PER BOX)

WEIGHT (FRAME ONLY / WITH GRAPHIC)	8'W x 2'H (17 lbs / 18 lbs)
8'W x 3'H (19 lbs / 20 lbs)	8'W x 4'H (21 lbs / 22 lbs)
8'W x 5'H (23 lbs / 24 lbs)	8'W x 6'H (25 lbs / 26 lbs)
8'W x 7'H (27 lbs / 28 lbs)	8'W x 8'H (29 lbs / 30 lbs)
DIMENSIONS	4"L x 4"W x 96"H

LARGE QUANTITY FREIGHT

FREIGHT SHIPPING	80 boxes per 96"L x 40"W x 41"H skid (96"W x 24"H frame)
52 boxes per 96"L x 40"W x 41"H skid (96"W x 36"H frame)	40 boxes per 96"L x 40"W x 41"H skid (96"W x 48"H frame)
60 boxes per 96"L x 40"W x 41"H skid (96"W x 60"H frame)	60 boxes per 96"L x 40"W x 41"H skid (96"W x 72"H frame)
60 boxes per 96"L x 40"W x 41"H skid (96"W x 84"H frame)	60 boxes per 96"L x 40"W x 41"H skid (96"W x 96"H frame)
FREIGHT WEIGHT (FRAME ONLY / WITH GRAPHIC)	96"W x 24"H frame (706 lbs / 786 lbs)
96"W x 36"H frame (786 lbs / 838 lbs)	96"W x 48"H frame (866 lbs / 906 lbs)
96"W x 60"H frame (956 lbs / 1016 lbs)	96"W x 72"H frame (1036 lbs / 1096 lbs)
96"W x 84"H frame (1116 lbs / 1176 lbs)	96"W x 96"H frame (1196 lbs / 1256 lbs)

GRAPHIC TURN AROUND TIME

2 business days after proof approval (up to 2 sets of graphics)

AVAILABLE ACCESSORIES

Aspen Light Small and Large	T135 LED Light
Aspen Feet (Flat and Side)	Ceiling Hook
Wall Mount	Split Connector
AVAILABILITY	CA

PARTS LIST



(qty 4) Extrusions



(qty 32) Internal hex socket screws



(qty 8) L-shaped
Corner connectors




(qty 8) L-shaped
Backing plates

OPTIONAL ACCESSORIES



Curved feet



Flat feet



Side feet



Small Silver Light
(50 W)



Small Black Light
(50 W)



T135 LED Light



Large Silver Light
(150 W)



Large Black Light
(150 W)



Ceiling Hooks



Split Connector
*For extrusion lengths exceeding 8'



Wall Mounts

REQUIRED TOOLS



(qty 1) 3mm Allen Key
(included)

SET UP INSTRUCTIONS

Step 1

Gather all 4 of the extrusions and lay them out on a flat surface. The extrusions will be linked together using the lock and pressure plates.



Step 4

Repeat step 3 on the back side of the extrusion. Then repeat the same step on the opposite end.



Step 7

Repeat steps 2-5 for the last remaining extrusion. Tighten all socket screws with the 3mm allen key.



Step 2

Align the lock plate and pressure plate together. Make sure that the socket screws are recessed enough so the two pieces sit flush together.



Step 5

Slide in both adjacent extrusions. These extrusions should match as a pair in length.



Step 3

Insert the aligned pieces completely into the slot. Insertion begins at either end of the extrusion. DO NOT TIGHTEN the socket screws.



Step 6

Make sure the corners of the extrusions are flush.



Step 8

The frame is complete and is ready to be mounted to a wall.

