


Vector Frame:
Vector Frame Master Kit 22

TEMPLATE @ 1/2 SIZE
Vector Frame Panel A and G
Total graphic area: 11.625”w X 46.25”h
Total visual area: 10.625”w X 45.25”h



Vector Frame Panel B and F
Total graphic area: 12.81”w X 46.25”h
Total visual area: 11.81”w X 45.25”h

Vector Frame Panel C and E
Total graphic area: 55.05”w X 98.375”h
Total visual area: 51.05”w X 94.375”h

Vector Frame Panel D
Total graphic area: 103.625”w X 98.375”h
Total visual area: 99.625”w X 94.375”h

Please be sure to include the 2” bleed around the perimeter of graphic panels C, D and E. Do not design any critical elements (text, logos, etc.) within 2” of the edge (see dotted lines).

Please be sure to include .5” bleed around the perimeter of graphic panels A, B, F and G. Do not design any critical elements (text, logos, etc.) within .5” of the edge (see dotted lines).

Please consider obstructions and spaces created by the extrusions when designing your graphics.

General Art Guidelines:

- CMYK Color Mode
- All Solid Coated Pantone colors should be called out in the art as spot colors
- Embed all images and support files
- Resolution must be 200-240 ppi at 1/2 size, 100-120 ppi at full size
- All fonts must be created to outlines
- Do not scale artboard
- Background color/images must bleed to the edge of artboard
- Do not use spot colors from template in your artwork as they will not print

PANEL A

PANEL B

**MONITOR
OBSTRUCTION**

PANEL C

**COUNTER
OBSTRUCTION**

PANEL D

bleed area
trim line
safe zone

**MONITOR
OBSTRUCTION**

PANEL E

**COUNTER
OBSTRUCTION**

PANEL F

PANEL G

Vector Frame:

Vector Frame Kit Counter 05

Front Graphic
Total graphic area: 39.5”w X 21.0625”h
Total finished area: 38.5”w X 20.0625”h
Total visual area: 38”w X 19.5625”h


Side Graphics
Total graphic area: 11.31”w X 21.0625”h
Total finished area: 10.31”w X 20.0625”h
Total visual area: 9.81”w X 19.5625”h


Please be sure to include the .5” bleed around the perimeter of the graphic.
Do not design any critical elements (text, logos, etc.) within 1” of the edge (see innermost dotted line and gray area).

General Art Guidelines:

- CMYK Color Mode
- All Solid Coated Pantone colors should be called out in the art as spot colors
- Embed all images and support files
- Resolution must be 100-120 ppi
- All fonts must be created to outlines
- Do not scale artboard
- Background color/images must bleed to the edge of artboard
- Do not use spot colors from template in your artwork as they will not print







safe area

trim line

bleed area

Vector Frame:

Vector Frame Kit Counter Unit 06


Front Graphic
Total graphic area: 39.5" w X 21.0625" h
Total finished area: 38.5" w X 20.0625" h
Total visual area: 38" w X 19.5625" h

Side Graphics
Total graphic area: 13.25" w X 21.0625" h
Total finished area: 12.25" w X 20.0625" h
Total visual area: 11.75" w X 19.5625" h


Please be sure to include the .5" bleed around the perimeter of the graphic.
Do not design any critical elements (text, logos, etc.) within .5" of the edge (see dotted line and gray area).

General Art Guidelines:

- CMYK Color Mode
- All Solid Coated Pantone colors should be called out in the art as spot colors
- Embed all images and support files
- Resolution must be 100-120 ppi
- All fonts must be created to outlines
- Do not scale artboard
- Background color/images must bleed to the edge of artboard
- Do not use spot colors from template in your artwork as they will not print







safe area

trim line

bleed area