

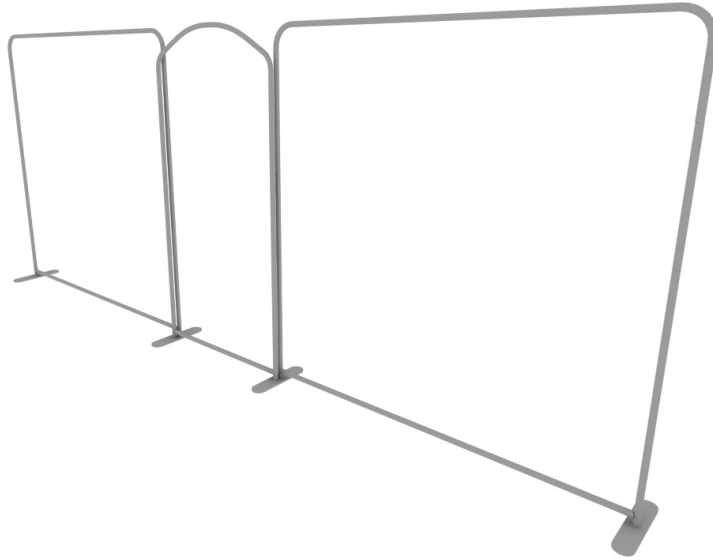
EZ TUBE CONNECT 20FT KIT B (8'X4'X8')

PRODUCT CATEGORY: EZ FABRIC DISPLAYS

PRODUCT CODE: EZCNCT-20KIT-B-8X4X8



On frame On graphic



PRODUCT DESCRIPTION

Modular has officially met tube frames! EZ Tube Connect modular tube display system lets you configure multiple shapes, sizes and frames. EZ Tube Connect lets you choose from straight, round or slant top shapes, 90" or 96" frame heights, and 2ft, 3ft, 4ft, 5ft, 8ft and 10ft frame widths. Each EZ Tube Connect frame easily connects, using aluminum tubing with push button snaps to lock and to attach to feet. Feet have two mounting points to connect frames side-by-side. Customize single- or double-sided stretch fabric graphics that pulls over frames and zips closed underneath. Medium Hard Case included. (Medium Hardcase Graphic optional)

DISPLAY DIMENSIONS	240"W x 90"H x 18.75"D
GRAPHIC SIZE 4FT	49"W x 89.5"H
GRAPHIC SIZE 8FT	96.5"W x 89.5"H
GRAPHIC SIZE MHC	62.375"W x 32.25"H

GRAPHIC MATERIAL

Stretch Fabric

GRAPHIC FINISHING

Sewn on left, right and top with zipper on the bottom

DISPLAY CONSTRUCTION

34mm Aluminum Tubing

SHIPPING WEIGHTS & DIMENSIONS

Shipping Weight	57 lbs (frames and graphics - case 1) 48 lbs (frames and graphics - case s)
Shipping Dimensions	22"W x 39"H x 17"D (each case)

LARGE QUANTITY FREIGHT

Freight Shipping	8 boxes per 48"L x 40"W x 43"H skid
Freight Weight	420 lbs (frames & graphics - 4 sets)

GRAPHIC TURN AROUND TIME

2 business days after proof approval (up to 2 kits)

AVAILABILITY	Pacific Fulfillment Center
--------------	----------------------------



Connecting Clip



Single foot connection



Double foot connection

Foot Dims
3 1/8" x 18 3/4"



Includes qty 1 Medium Hard Case
Case Inside Dimensions:
20.5"W x 32.5"H x 12"D

EZ TUBE CONNECT 20FT KIT B (8'X4'X8')

PRODUCT CATEGORY: EZ FABRIC DISPLAYS

PRODUCT CODE: EZCNCT-20KIT-B-8X4X8

PARTS LIST



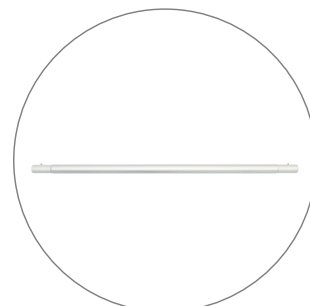
Top cross bar-8ft straight
(qty 2)



Bottom cross bar-8ft
(qty 2)



Top cross bar-4ft round
(qty 1)



Bottom cross bar-4ft
(qty 1)



3 section 64" pole
(qty 6)




Bottom Cross Bar L
shape connector
(qty 6)



Single Foot (34mm)
(qty 2)



Double Foot (34mm)
(qty 2)



Center Vertical pole-90"
(qty 2)



MHC
(qty 2)



Soft Bag 8ft
(qty 2)



Soft Bag 4ft
(qty 1)




Connecting Clip
(qty 4)

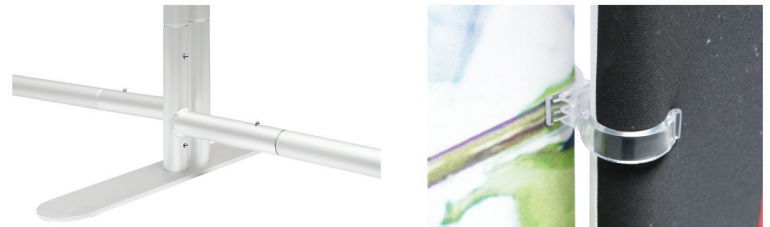
EZ TUBE CONNECT 2FT, 3FT, 4FT, & 5FT

PRODUCT CATEGORY: EZ FABRIC DISPLAYS
INSTRUCTIONS FOR 90" AND 96" FRAME HEIGHTS


SETUP INSTRUCTIONS



Optional top shapes for frame:



Use double foot and two connecting clips to connect frames side by side.

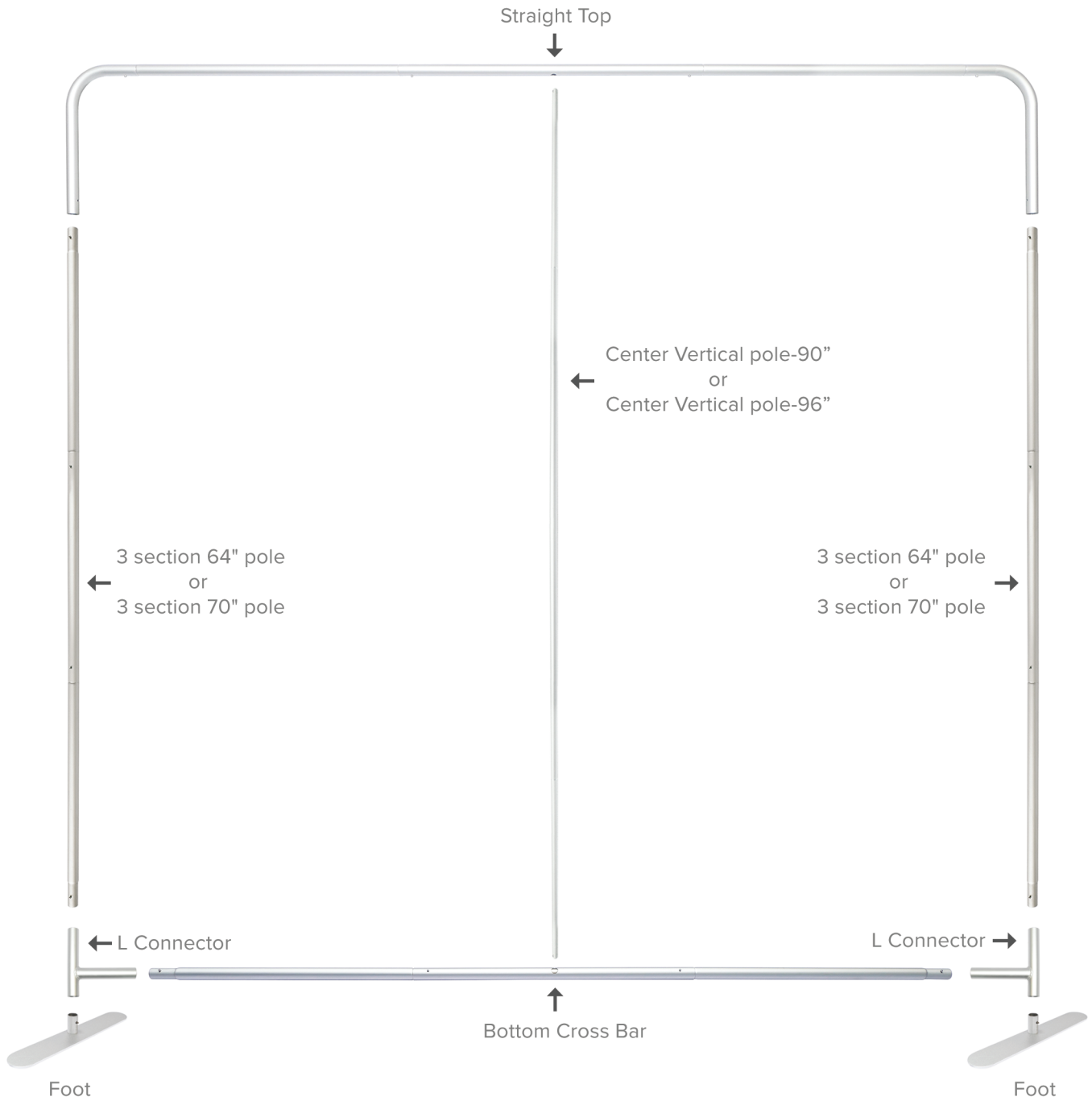


EZ TUBE CONNECT 8FT, & 10FT

PRODUCT CATEGORY: EZ FABRIC DISPLAYS

INSTRUCTIONS FOR 90" AND 96" FRAME HEIGHTS


SETUP INSTRUCTIONS



Use double foot and two connecting clips to connect frames side by side.



Tube Connection



Press button & insert swaged end into receiving end of tubing



EZ TUBE CONNECT 20FT KIT B (8'X4'X8')

PRODUCT CATEGORY: EZ FABRIC DISPLAYS

PRODUCT CODE: EZNCT-20KIT-B-8X4X8

TEMPLATE

FRONT

TOP CORNERS WILL BE ROUNDED

PLEASE DELETE ALL TEMPLATE ELEMENTS BEFORE UPLOADING

**EZ TUBE CONNECT
20ft Kit B
Frame A Front**

SAVE ARTWORK AT DOCUMENT SIZE

GRAPHIC DIMENSIONS: 96.5" X 89.5"
FINISHED SIZE: 96" X 88"
YELLOW SAFE AREA: 92" X 85.5"

ANY CONTINUOUS ARTWORK TO MATCH UP OR LINE UP WITH ANOTHER PRINT MAY NO LINE UP PERFECTLY

KEEP ALL IMPORTANT GRAPHICS SUCH AS LOGOS, TEXT, CONTACT INFO, ETC. IN THE YELLOW SAFE ZONE

ARTWORK IN THE BLUE AREA WILL PRINT BUT NOT BE SEEN UP BEING CLOSE TO THE EDGE OR TRIMMED OFF

Graphic Specifications:

- Create to template specs
- 125 DPI resolution
- CMYK color
- No template lines
- Embed links all images
- Create to outline all fonts

Acceptable file formats:

- Photoshop (.psd, .eps)
- Illustrator (.ai, .eps)
- Flattened .JPG
- Press quality .pdf

Ver-1114-B

TOP WILL BE ROUNDED

PLEASE DELETE ALL TEMPLATE ELEMENTS BEFORE UPLOADING

**EZ TUBE CONNECT
20ft Kit B
Frame B**

USE SAME TEMPLATE FOR FRONT AND BACK

SAVE ARTWORK AT DOCUMENT SIZE

GRAPHIC DIMENSIONS: 49" X 89.5"
FINISHED SIZE: 48" X 88"
YELLOW SAFE AREA: 44" X 85.5"

ANY CONTINUOUS ARTWORK TO MATCH UP OR LINE UP WITH ANOTHER PRINT MAY NO LINE UP PERFECTLY

KEEP ALL IMPORTANT GRAPHICS SUCH AS LOGOS, TEXT, CONTACT INFO, ETC. IN THE YELLOW SAFE ZONE

ARTWORK IN THE BLUE AREA WILL PRINT BUT NOT BE SEEN UP BEING CLOSE TO THE EDGE OR TRIMMED OFF

Graphic Specifications:

- Create to template specs
- 125 DPI resolution
- CMYK color
- No template lines
- Embed links all images
- Create to outline all fonts

Acceptable file formats:

- Photoshop (.psd, .eps)
- Illustrator (.ai, .eps)
- Flattened .JPG
- Press quality .pdf

Ver-1114-B

TOP CORNERS WILL BE ROUNDED

PLEASE DELETE ALL TEMPLATE ELEMENTS BEFORE UPLOADING

**EZ TUBE CONNECT
20ft Kit B
Frame C Front**

SAVE ARTWORK AT DOCUMENT SIZE

GRAPHIC DIMENSIONS: 96.5" X 89.5"
FINISHED SIZE: 96" X 88"
YELLOW SAFE AREA: 92" X 85.5"

ANY CONTINUOUS ARTWORK TO MATCH UP OR LINE UP WITH ANOTHER PRINT MAY NO LINE UP PERFECTLY

KEEP ALL IMPORTANT GRAPHICS SUCH AS LOGOS, TEXT, CONTACT INFO, ETC. IN THE YELLOW SAFE ZONE

ARTWORK IN THE BLUE AREA WILL PRINT BUT NOT BE SEEN UP BEING CLOSE TO THE EDGE OR TRIMMED OFF

Graphic Specifications:

- Create to template specs
- 125 DPI resolution
- CMYK color
- No template lines
- Embed links all images
- Create to outline all fonts

Acceptable file formats:

- Photoshop (.psd, .eps)
- Illustrator (.ai, .eps)
- Flattened .JPG
- Press quality .pdf

Ver-1114-B

BACK

TOP CORNERS WILL BE ROUNDED

PLEASE DELETE ALL TEMPLATE ELEMENTS BEFORE UPLOADING

**EZ TUBE CONNECT
20ft Kit B
Frame C Back**

SAVE ARTWORK AT DOCUMENT SIZE

GRAPHIC DIMENSIONS: 96.5" X 89.5"
FINISHED SIZE: 96" X 88"
YELLOW SAFE AREA: 92" X 85.5"

ANY CONTINUOUS ARTWORK TO MATCH UP OR LINE UP WITH ANOTHER PRINT MAY NO LINE UP PERFECTLY

KEEP ALL IMPORTANT GRAPHICS SUCH AS LOGOS, TEXT, CONTACT INFO, ETC. IN THE YELLOW SAFE ZONE

ARTWORK IN THE BLUE AREA WILL PRINT BUT NOT BE SEEN UP BEING CLOSE TO THE EDGE OR TRIMMED OFF

Graphic Specifications:

- Create to template specs
- 125 DPI resolution
- CMYK color
- No template lines
- Embed links all images
- Create to outline all fonts

Acceptable file formats:

- Photoshop (.psd, .eps)
- Illustrator (.ai, .eps)
- Flattened .JPG
- Press quality .pdf

Ver-1114-B

TOP WILL BE ROUNDED

PLEASE DELETE ALL TEMPLATE ELEMENTS BEFORE UPLOADING

**EZ TUBE CONNECT
20ft Kit B
Frame B**

USE SAME TEMPLATE FOR FRONT AND BACK

SAVE ARTWORK AT DOCUMENT SIZE

GRAPHIC DIMENSIONS: 49" X 89.5"
FINISHED SIZE: 48" X 88"
YELLOW SAFE AREA: 44" X 85.5"

ANY CONTINUOUS ARTWORK TO MATCH UP OR LINE UP WITH ANOTHER PRINT MAY NO LINE UP PERFECTLY

KEEP ALL IMPORTANT GRAPHICS SUCH AS LOGOS, TEXT, CONTACT INFO, ETC. IN THE YELLOW SAFE ZONE

ARTWORK IN THE BLUE AREA WILL PRINT BUT NOT BE SEEN UP BEING CLOSE TO THE EDGE OR TRIMMED OFF

Graphic Specifications:

- Create to template specs
- 125 DPI resolution
- CMYK color
- No template lines
- Embed links all images
- Create to outline all fonts

Acceptable file formats:

- Photoshop (.psd, .eps)
- Illustrator (.ai, .eps)
- Flattened .JPG
- Press quality .pdf

Ver-1114-B

TOP CORNERS WILL BE ROUNDED

PLEASE DELETE ALL TEMPLATE ELEMENTS BEFORE UPLOADING

**EZ TUBE CONNECT
20ft Kit B
Frame A Back**

SAVE ARTWORK AT DOCUMENT SIZE

GRAPHIC DIMENSIONS: 96.5" X 89.5"
FINISHED SIZE: 96" X 88"
YELLOW SAFE AREA: 92" X 85.5"

ANY CONTINUOUS ARTWORK TO MATCH UP OR LINE UP WITH ANOTHER PRINT MAY NO LINE UP PERFECTLY

KEEP ALL IMPORTANT GRAPHICS SUCH AS LOGOS, TEXT, CONTACT INFO, ETC. IN THE YELLOW SAFE ZONE

ARTWORK IN THE BLUE AREA WILL PRINT BUT NOT BE SEEN UP BEING CLOSE TO THE EDGE OR TRIMMED OFF

Graphic Specifications:

- Create to template specs
- 125 DPI resolution
- CMYK color
- No template lines
- Embed links all images
- Create to outline all fonts

Acceptable file formats:

- Photoshop (.psd, .eps)
- Illustrator (.ai, .eps)
- Flattened .JPG
- Press quality .pdf

Ver-1114-B