

UltraFit Round Throw

OPTION: BAR HEIGHT: OPTION: CAFE TABLE:

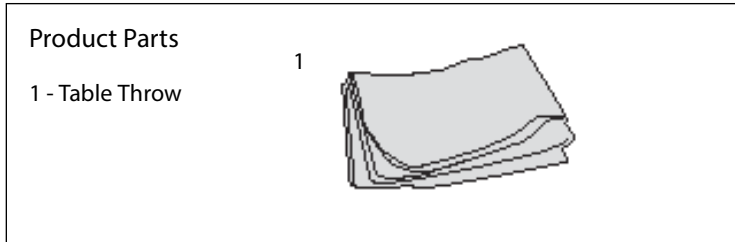
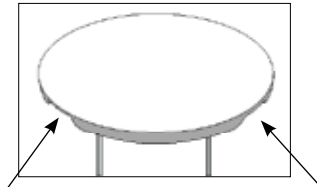


Table Throw Set-Up

Step 1

Review the table top and establish where the two indentations are underneath the top rim-this will establish the back of the table.



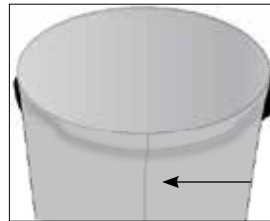
Step 2

Place the Table Throw (1) onto the table.



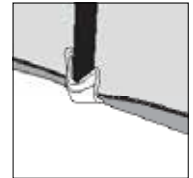
Step 3

Make sure the seam on the back of the throw is centered between the two indentations shown in Step 1.



Step 2

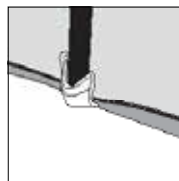
Insert the feet of the table into the pockets located on the bottom inside corners of the throw.



Storage

Step 1

Carefully remove the feet of the table from the pockets of the Table Throw (1).



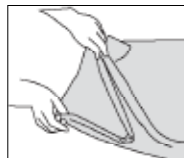
Step 2

Remove the Table Throw (1) from the table.



Step 3

Fold the Table Throw (1) and place into a Carry Case (sold separately) and store in a cool, dry location..



Care

Recommended for indoor use only.

Machine wash on gentle cycle using mild detergent. Tumble dry low-heat setting only. Do not dry clean. Do not iron.