Hanging 3-sided triangle 1404

3-SIDED TRIANGLE

Total graphic area: 178”w X 58”h
Total visual area: 168”w X 48”h
(3) Prints create one structure
Graphic at 50% of actual size

BOTTOM PANEL

Total graphic area: 178”w X 155.25”h
Total visual area: 168”w X 145.25”h
Graphic at 25% of actual size

GRAPHIC CODES

TRI-1404-G - Single sided
Single sided 3-sided triangles have outside printed only
Total graphic area: 178”w X 58”h
Total visual area: 168”w X 48”h
This template represents only one side of the structure. Please design each side on an individual template and not as a whole. If artwork is the same on all (3) sides one layout is suitable for printing.

TRI-1404-GDBL - Double sided
Outside dimension for 3-sided triangle
Total graphic area: 178”w X 58”h
Total visual area: 168”w X 48”h
Inside dimension for 3-sided triangle
Total graphic area: 171.1”w X 58”h
Total visual area: 161.1”w X 48”h
This template represents only one side of the structure. Please design each side on an individual template and not as a whole. If artwork is the same on all (3) sides one layout is suitable for printing.

TRI-1404-GPBP - Bottom Panel (Printed)
Bottom Panel dimensions for 3-sided structure. Panel will be sewn onto the bottom of 3-sided structure
Total graphic area: 178”w X 155.25”h
Total visual area: 168”w X 145.25”h
Graphic will have seam running through the middle.

Please be sure to include the 5” bleed around the perimeter to compensate for the finishing of the graphics. Do not design any critical elements (text, logos, etc.) within 1” of the edge (see dotted lines).

General Artwork Guidelines
- cmyk color mode
- do not embed images, supply them
- resolution must be 100-120 ppi
- all fonts must be created to outlines

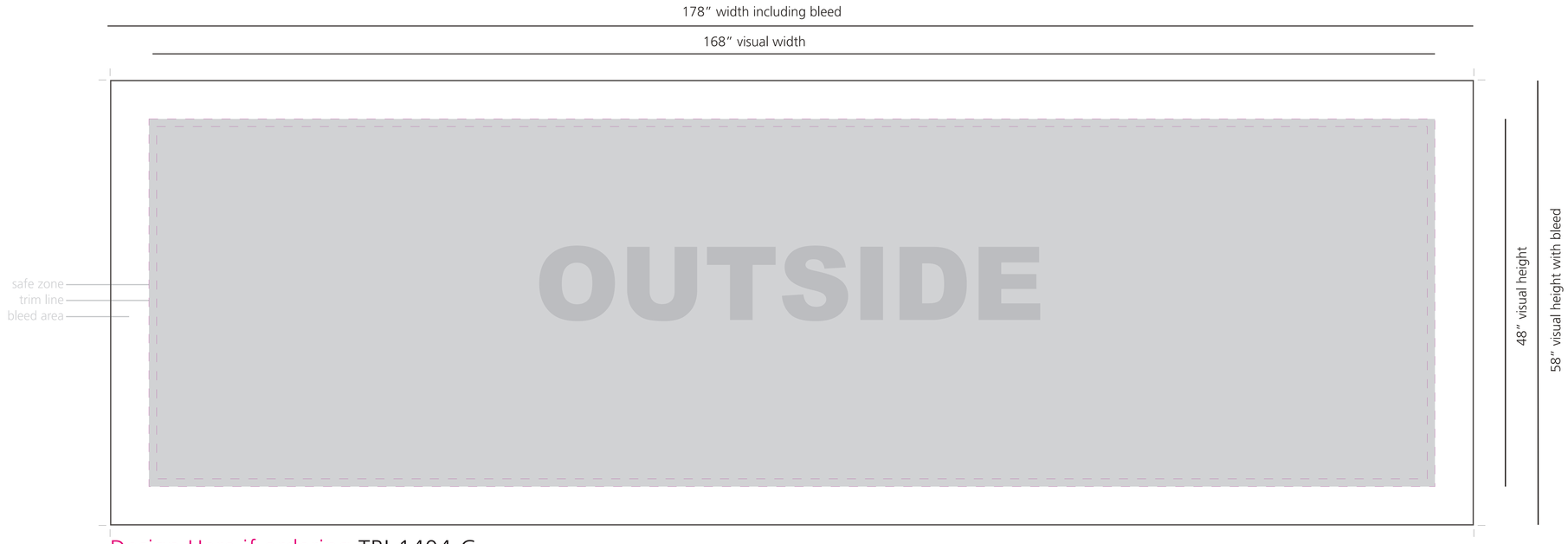

Design Here if ordering TRI-1404-G



Design Here if ordering TRI-1404-GDBL

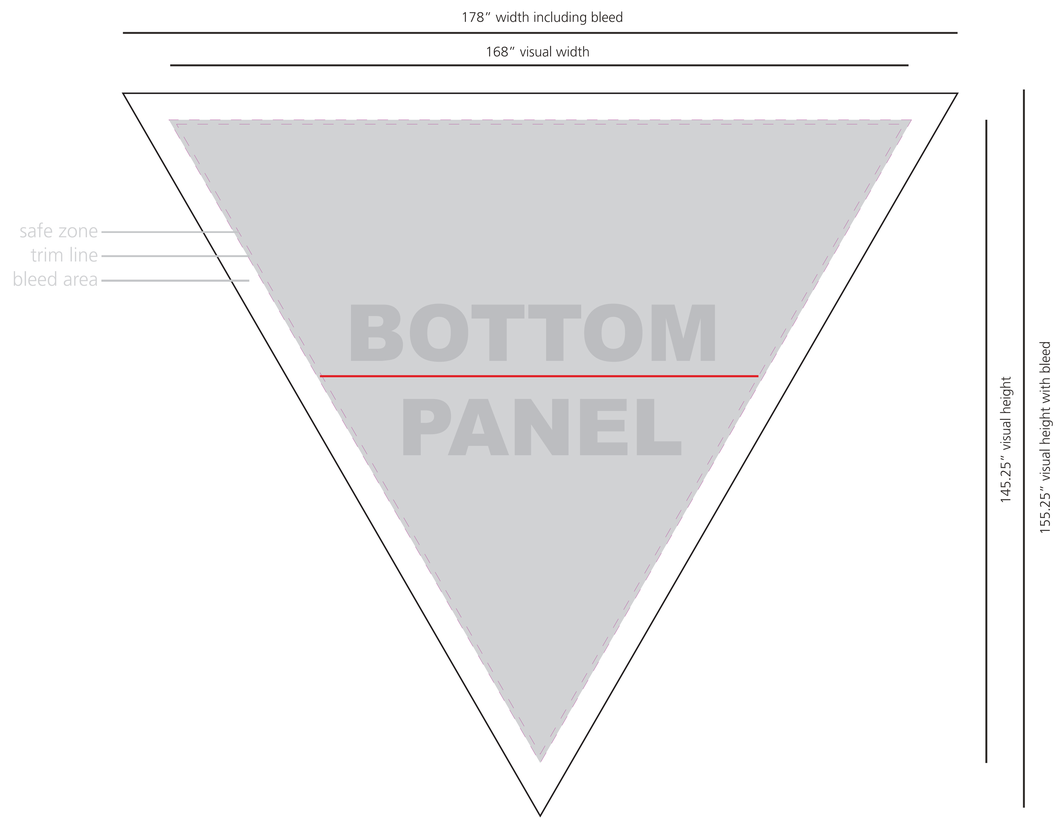

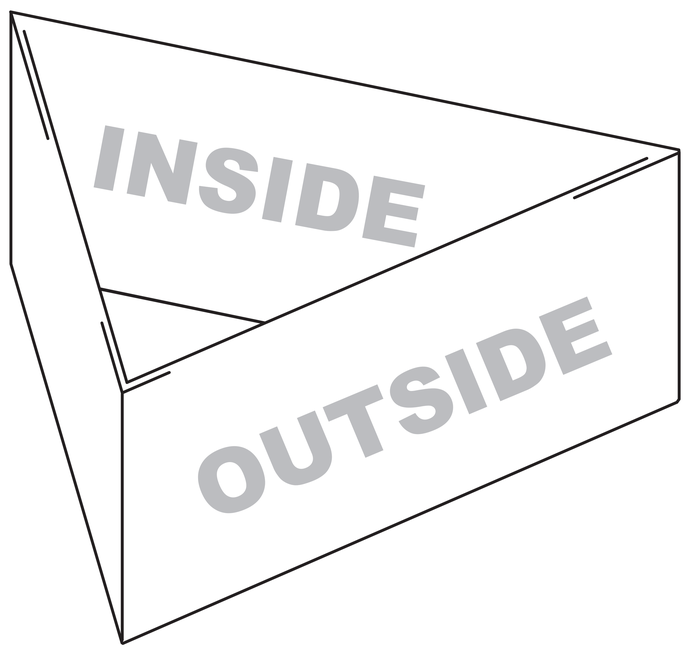

Design Here if ordering TRI-1404-GPBP

Hanging Structure:
3-Sided Triangle 1404 - Double Sided

TEMPLATE IS @ 1/10 SIZE
(6) prints to create (1) double sided structure

Outside Panels
Total Graphic Area: 178"w X 58"h
Total Visual Area: 168"w X 48"h

Inside Panels
Total Graphic Area: 171.9"w X 58"h
Total Visual Area: 161.9"w X 48"h

Please be sure to include the 5" bleed around the perimeter. DO NOT design any critical elements (text, logos, etc.) within 1" of the finished edge (see dotted line in template).

General Art Guidelines:

- CMYK Color Mode
- All Solid Coated Pantone colors should be called out in the art as spot colors
- Embed all images and support files
- Resolution must be 1000-1200 ppi @ 1/10 size, 100-120 ppi @ 100% print size
- All fonts must be created to outlines
- Do not scale artboard
- Background color/images must bleed to the edge of artboard
- Do not use spot colors from template in your artwork as they will not print

OUTSIDE

OUTSIDE

OUTSIDE

INSIDE

INSIDE

INSIDE

bleed area
trim line
safe zone

Hanging Structure:
3-Sided Triangle 1404 with bottom

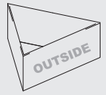

TEMPLATE IS @ 1/10 SIZE
(4) prints to create (1) structure with bottom

Outside Panel
Total Graphic Area: 178"w X 58"h
Total Visual Area: 168"w X 48"h

Bottom Panel
Total Graphic Area: 178"w X 155.5"h
Total Visual Area: 168"w X 145.5"h

Please be sure to include the 5" bleed around the perimeter. DO NOT design any critical elements (text, logos, etc.) within 1" of the finished edge (see dotted line in template).

General Art Guidelines:

- CMYK Color Mode
- All Solid Coated Pantone colors should be called out in the art as spot colors
- Embed all images and support files
- Resolution must be 1000-1200 ppi @ 1/10 size, 100-120 ppi @ 100% print size
- All fonts must be created to outlines
- Do not scale artboard
- Background color/images must bleed to the edge of artboard
- Do not use spot colors from template in your artwork as they will not print

OUTSIDE

OUTSIDE

OUTSIDE

bleed area
trim line
safe zone

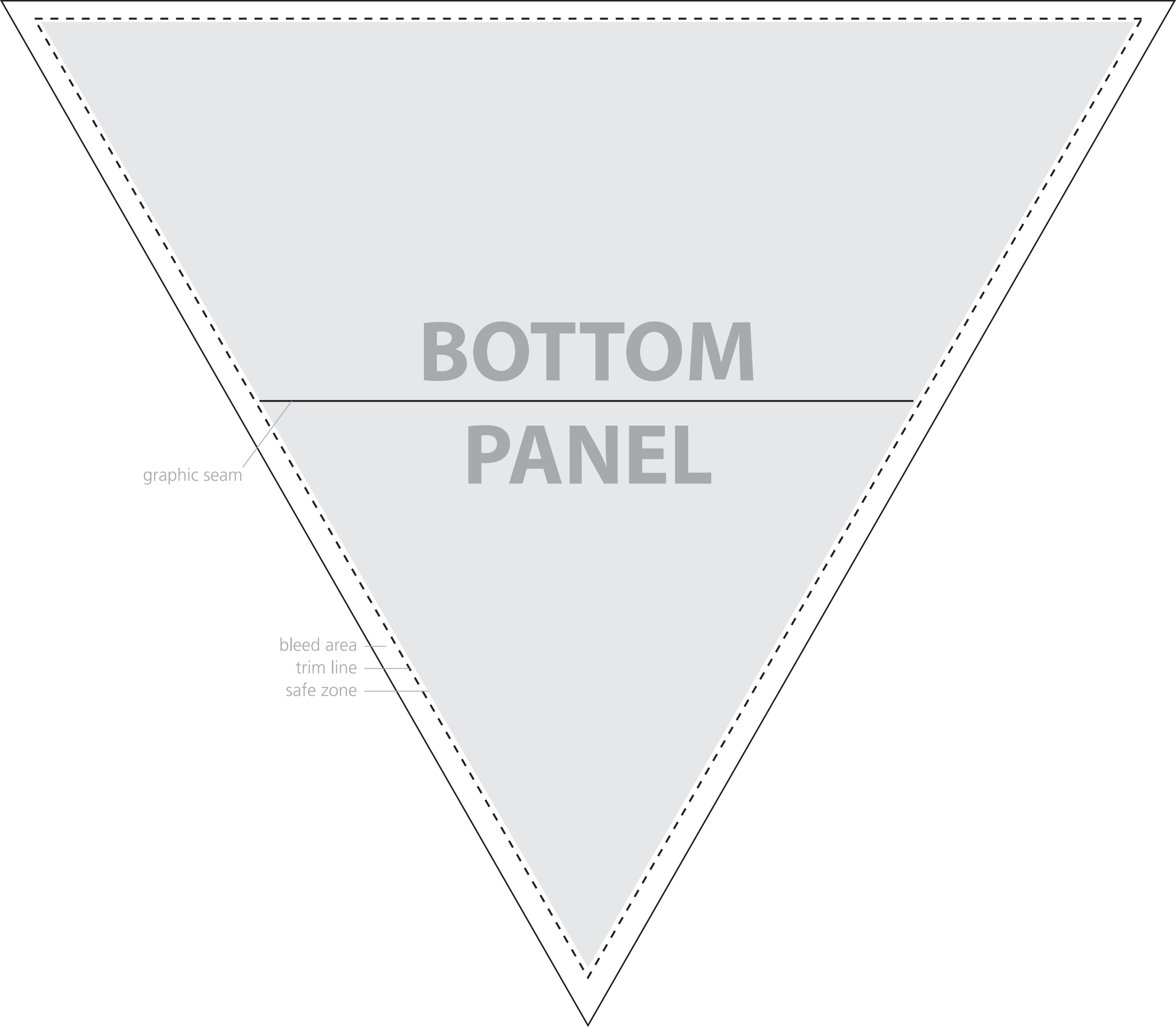
BOTTOM
PANEL
graphic seam
bleed area
trim line
safe zone

Hanging Structure:
3-Sided Triangle 1404 - Single Sided

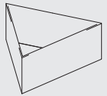

TEMPLATE IS @ 1/10 SIZE
(3) prints to create (1) single sided structure
Total Graphic Area: 178"w X 58"h
Total Visual Area: 168"w X 48"h

Please be sure to include the 5" bleed around the perimeter. DO NOT design any critical elements (text, logos, etc.) within 1" of the finished edge (see dotted line in template).

General Art Guidelines:

- CMYK Color Mode
- All Solid Coated Pantone colors should be called out in the art as spot colors
- Embed all images and support files
- Resolution must be 1000-1200 ppi @ 1/10 size, 100-120 ppi @ 100% print size
- All fonts must be created to outlines
- Do not scale artboard
- Background color/images must bleed to the edge of artboard
- Do not use spot colors from template in your artwork as they will not print

OUTSIDE

OUTSIDE

OUTSIDE

bleed area
trim line
safe zone