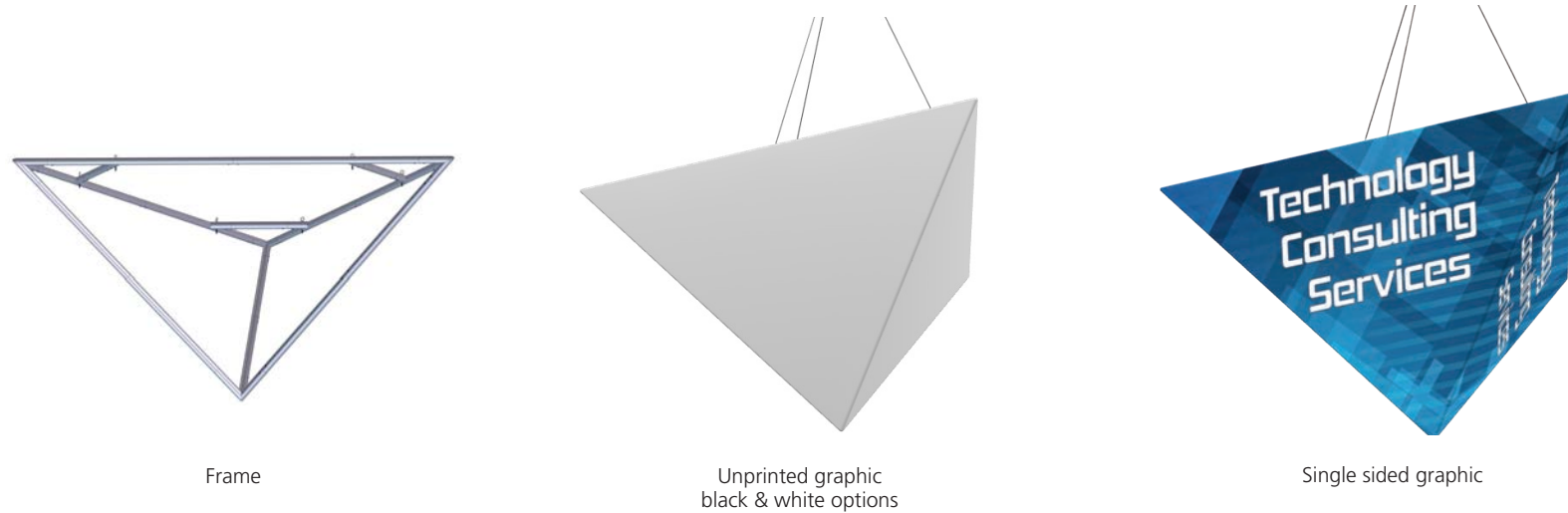


Three Sided Pyramid Hanging Structures

PYR

Three Sided Pyramid tension fabric hanging structures are made in the USA and are of the utmost quality and durability. State-of-the-art zipper pillowcase dye-sublimated stretch fabric coverings are combined with advanced, lightweight aluminum structures to provide unique design, functionality, and style. Hanging structures are offered in a wide variety of shapes and sizes. Stretch fabric graphics are hand-sewn, durable and dry-cleanable.



Frame

Unprinted graphic
black & white options


Single sided graphic



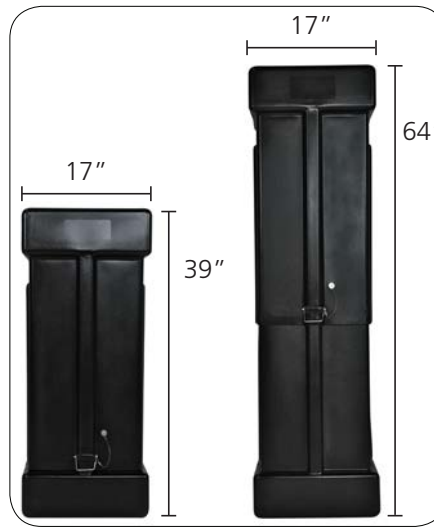
30mm tube push-button connector



50mm tube spigot connector



Hanging Structure standard box



OCE Expandable Display Case -
Available as an upgrade

features and benefits:

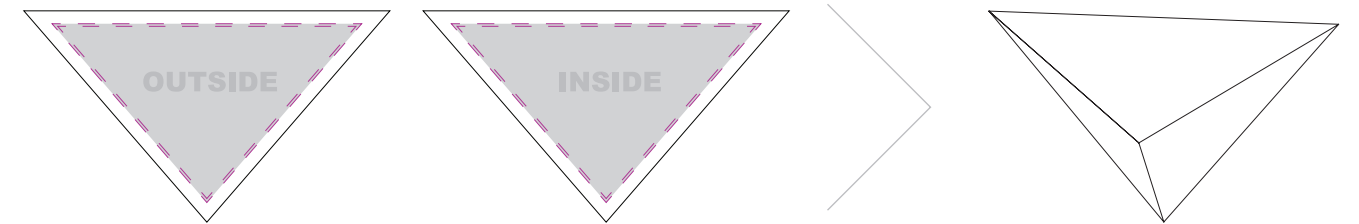
- Three sided pyramid hanging structures come in 10', 12', 16', & 20' width configurations at varying heights of 5', 6', 8' & 10'
- Shapes 12' width and under are constructed with 30mm (1^{1/8}") tubes and push-button connectors for simple assembly
- Shapes 16' width and over are constructed with 50mm (2") tubes and internal expanding spigot connectors for unmatched structural integrity
- Engineer certified (structural engineer certificate available upon request)
- Zippered pillowcase fabric graphic options include: unprinted (white and black) and single-sided (outer panel printed only).
- All pillowcase graphics come standard with opaque liner
- Comes standard with hanging hardware, bags and heavy-duty shipping and storage box(es)
- OCE Expandable rugged molded shipping cases available as an upgrade
- Collapses to a fraction of its size
- Easy to store and ship
- Quick to set up

dimensions:

Hardware can be found on page 2

Graphic dimensions can be found in the graphic templates, which can be viewed at www.exhibitors-handbook.com/graphic-templates

Graphic Material:
Dye-sublimated zipper pillowcase fabric



| PYR-10' WIDTH | | | | | |
|---------------|---------------|---------------------|------------------------|---------------------------|----------------------|
| HEIGHT | HARDWARE CODE | # OF BOXES OR CASES | UNPRINTED GRAPHIC CODE | SINGLE-SIDED GRAPHIC CODE | OUTER GRAPHIC SPECS |
| 5' | PYR-1005 | 1 | PYR-1005-U | PYR-1005-G | SEE GRAPHIC TEMPLATE |
| PYR-12' WIDTH | | | | | |
| HEIGHT | HARDWARE CODE | # OF BOXES OR CASES | UNPRINTED GRAPHIC CODE | SINGLE-SIDED GRAPHIC CODE | OUTER GRAPHIC SPECS |
| 6' | PYR-1206 | 1 | PYR-1206-U | PYR-1206-G | SEE GRAPHIC TEMPLATE |
| PYR-16' WIDTH | | | | | |
| HEIGHT | HARDWARE CODE | # OF BOXES OR CASES | UNPRINTED GRAPHIC CODE | SINGLE-SIDED GRAPHIC CODE | OUTER GRAPHIC SPECS |
| 8' | PYR-1606 | 2 | PYR-1606-U | PYR-1606-G | SEE GRAPHIC TEMPLATE |
| PYR-20' WIDTH | | | | | |
| HEIGHT | HARDWARE CODE | # OF BOXES OR CASES | UNPRINTED GRAPHIC CODE | SINGLE-SIDED GRAPHIC CODE | OUTER GRAPHIC SPECS |
| 10' | PYR-2002 | 2 | PYR-2002-U | PYR-2002-G | SEE GRAPHIC TEMPLATE |

***ALL GRAPHIC SIZES NOTED ARE FINISHED SIZES AND DO NOT INCLUDE REQUIRED BLEEDS. REFERENCE GRAPHIC TEMPLATES.**

We are continually improving and modifying our product range and reserve the right to vary the specifications without prior notice. All dimensions and weights quoted are approximate and we accept no responsibility for variance. E&OE. See Graphic Templates for graphic bleed specifications.

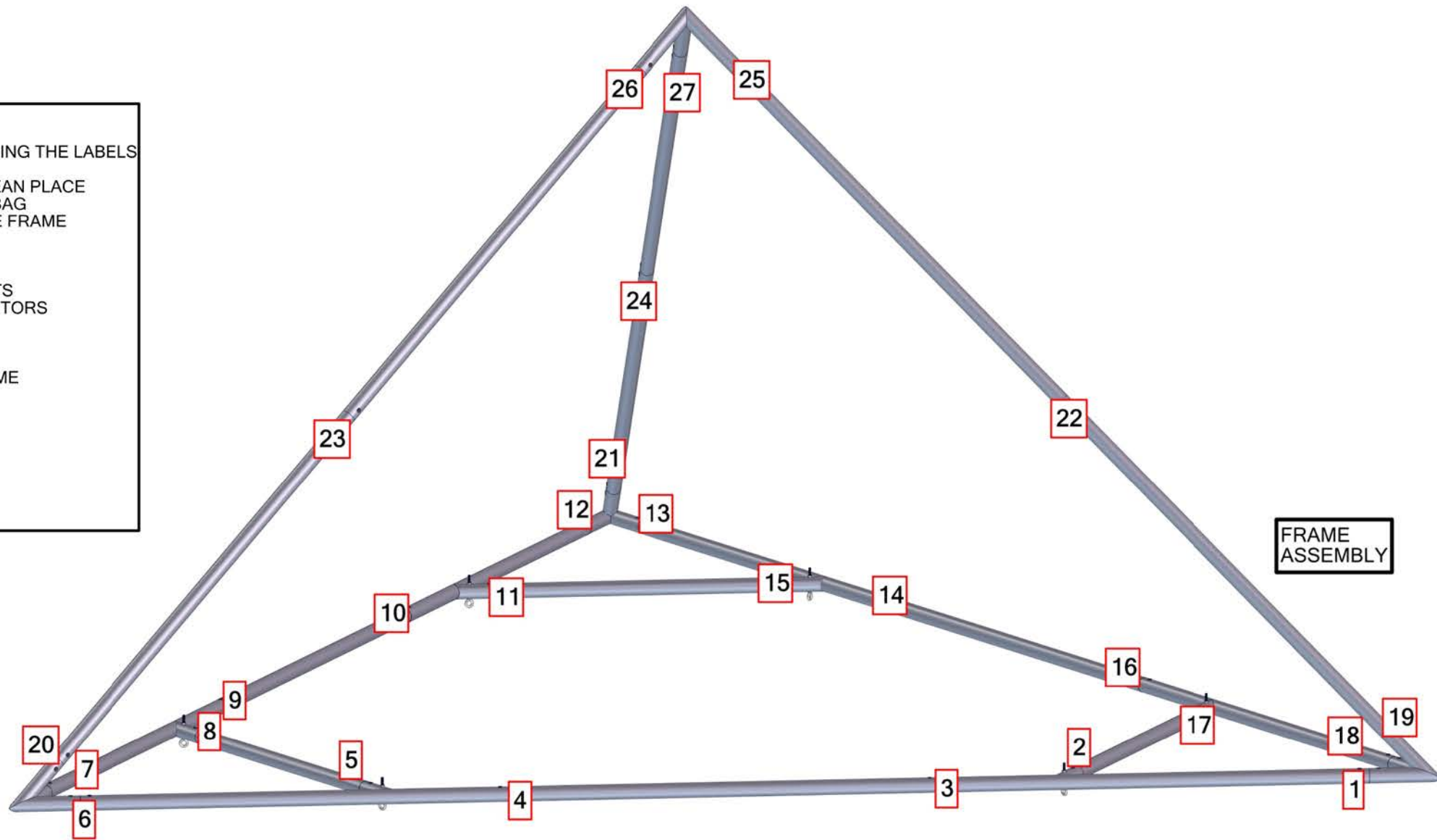
PYR-2010

SET UP INSTRUCTIONS:

1. CONNECT BOTTOM AND TOP TUBES FOLLOWING THE LABELS
2. CONNECT SIDE TUBES
3. CLEAN THE FRAME AND PLACE THEM ON CLEAN PLACE
4. CAREFULLY REMOVE FABRIC COVER FROM BAG
5. PLACE COVER AROUND THE BOTTOM OF THE FRAME
6. PULL COVER CAREFULLY UP TO THE TOP
7. CLOSE ALL ZIPPERS
8. ADJUST FABRIC AROUND THE FRAME
9. CONNECT CABLE HARNESS TO THE EYEBOLTS
10. COMPLETELY TIGHTEN THREADED CONNECTORS

BREAK DOWN INSTRUCTIONS:
REVERSE SET-UP STEPS TO BREAKDOWN FRAME

- FABRIC CARE INSTRUCTIONS:**
1. UNZIP COVER ZIPPERS
 2. CAREFULLY REMOVE FABRIC COVER
 3. CLOSE ALL ZIPPERS
 4. FOLD OR ROLL NEATLY
 5. PLACE FABRIC IN COVER BAG



TOTAL WEIGHT: 179.8 (lbs)
HARDWARE: 68.0(lbs)
GRAPHIC:105.0 (lbs)

| QTY | CODE | DESCRIPTION |
|-----|-------------|--|
| 6 | PYR-1608-T3 | TUBE T3 FOR 16' X 8' THREE SIDED PYRAMID |
| 6 | EYE BOLT | 5/16-18X3.125" PARTIALLY THREADED EYE BOLT FOR 2" TUBING FABRIC STRUCTURES |
| 3 | PYR-1608-T1 | TUBE T1 FOR 16' X 8' THREE SIDED PYRAMID |
| 6 | PYR-1608-T6 | TUBE T6 FOR 16' X 8' THREE SIDED PYRAMID |
| 6 | HD-12 | 144" LENGTH 1/8" 7X7 GALVANIZED STEEL CABLE NATURAL VINYL COATED TO 3/16" OD |
| 12 | PYR-1608-T2 | TUBE T2 FOR 16' X 8' THREE SIDED PYRAMID |
| 3 | PYR-1608-T4 | TUBE T4 FOR 16' X 8' THREE SIDED PYRAMID |
| 1 | PYR-1608-T5 | TUBE T5 FOR 16' X 8' THREE SIDED PYRAMID |




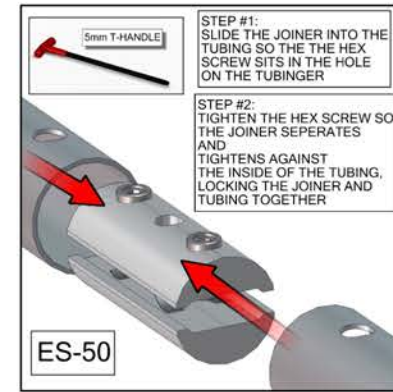
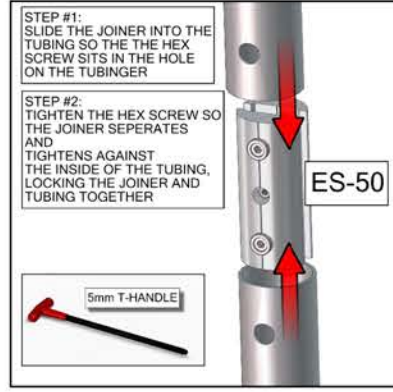
NOTE: BUILD FRAME UPSIDE DOWN AS SHOWN.

STEP 1

STEP 2

STEP 3

STEP 4



Set-up Video