

# Adjustable Double JL Mounts™

Adjustable > Accepts 3/8" to 1" Rigid Graphics



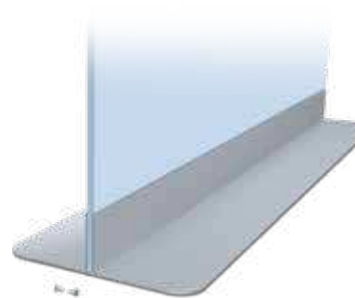
ALL24

Simple 2 - piece construction



- Grips 3/8" to 1" rigid substrates
- 4" High, 15" front to back
- Sits flat on any surface
- All metal, extremely solid construction
- 2 piece construction ships and stores efficiently
- Great for lobbies, tradeshow floors, stores and malls
- Includes second set of screws to accommodate thicker substrate

↓  
Grips Rigid Media  
3/8" - 1"  
↑




Both the satin silver and matte black powder coat finishes feature fine textures, designed to withstand high traffic areas.

<b>ALL14</b>	14" L	13 lbs.
<b>ALL24</b>	24" L	21 lbs.
<b>ALL36</b>	36" L	32 lbs.
<b>ALL48</b>	48" L	41 lbs.
<b>ALL60</b>	60" L	51 lbs.

-S Satin Silver    -B Matte Black

# Double JL Mounts™

Heavy and Stable,  
suitable for high traffic areas.



## Accepts 1/2" thick graphics

- 4" High, 7-3/4" front to back
- Sits flat on any surface
- Features welded construction
- All metal, extremely solid
- Great for lobbies, tradeshow floors, malls, etc.

↓  
For Rigid Media  
1/2" thick.  
↑

## Ships Fully Assembled

### Double JL Mounts™


<b>LL14</b>	14" L	12-3/4 lbs.
<b>LL24</b>	24" L	21-3/4 lbs.
<b>LL36</b>	36" L	32-1/2 lbs.
<b>LL48</b>	48" L	43-3/4 lbs.
<b>LL60</b>	60" L	54 lbs.

-S Satin Silver    -B Matte Black

—  
Custom  
Models Available.  
—



Also see  
CounterTop Models  
page 82.



—  
Both the satin silver and matte black powder coat finishes feature fine textures, designed to withstand high traffic areas.