


# 15 FT. EZ TUBE® STRAIGHT

EZ TUBE DISPLAYS  
PRODUCT CODE: EZT15X8



On frame On graphic



## PRODUCT DESCRIPTION

Introducing the 15ft. EZ Tube® Straight Tube Frame Display: a sleek, professional solution for showcasing your brand with effortless assembly and striking visual impact. Crafted from durable 43mm diameter silver aluminum tubing, this display exudes quality and durability. Efficiency meets ease with tool-free frame assembly and foot installation, facilitated by push spring button connections. Say goodbye to complicated setups and hello to seamless presentation.

Customization is at your fingertips with the option for dye sublimated fabric graphics, available in both single and double-sided configurations. Choose from blank white or black back fabric for single-sided graphics, ensuring your message stands out against a complementary backdrop. Designed for indoor environments, this display boasts dimensions of 180" W x 90" H x 19.75" D, providing ample space to captivate your audience. Transport and protect your investment with the included Medium Hard Case (MHC), ensuring your display remains pristine between uses. Illuminate your brand with optional LED lights, effortlessly mounted atop the display to front-light your graphics, ensuring maximum visibility and impact.

Experience the seamless blend of functionality and aesthetics with the 15ft. EZ Tube® StraightTube Frame Display—an essential tool for making your brand shine.

DISPLAY DIMENSIONS	180"W x 90"H x 19.75"D
TEMPLATE DIMENSIONS	175.5"W x 89"H

## GRAPHIC MATERIAL

Dye Sublimated Stretch Fabric

## GRAPHIC FINISHING

Pillowcase graphic finishing with #10 zipper closure across the bottom of the graphic (zipper color will match single sided back fabric, double sided graphics always have white zippers)

## DISPLAY CONSTRUCTION

Frame perimeter is constructed of 43mm anodized silver aluminum tubing with plastic corner connectors, and aluminum feet

## SHIPPING WEIGHTS & DIMENSIONS

Shipping Weight	56 lbs (Graphic Package)
	44 lbs (Hardware Only)
	12 lbs (Graphic Only)
Shipping Dimensions	24"W x 41"H x 19"D (Graphic Package)
	24"W x 41"H x 19"D (Hardware Only)
	Poly Bag (Graphic Only)

### Tube Connection



Press button & insert swaged end into receiving end of tubing



Tool Free Foot Connection  
Outer Foot Dims: 19.75" L x 6.25" W x 6mm H  
Center Foot Dims: 17.6" L W x 11.9" W x 6mm H



Includes (qty 1) Medium Hardcase  
Outside Case Dims: 22"W x 39"H x 17"D  
Inside Case Dims: 20.5"W x 32.5"H x 12"D  
(Graphic fits inside case w/hardware)

# 15 FT. EZ TUBE® STRAIGHT

EZ TUBE DISPLAYS  
PRODUCT CODE: EZT15X8



On frame

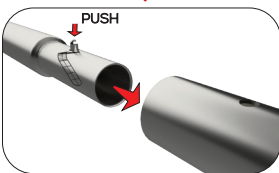
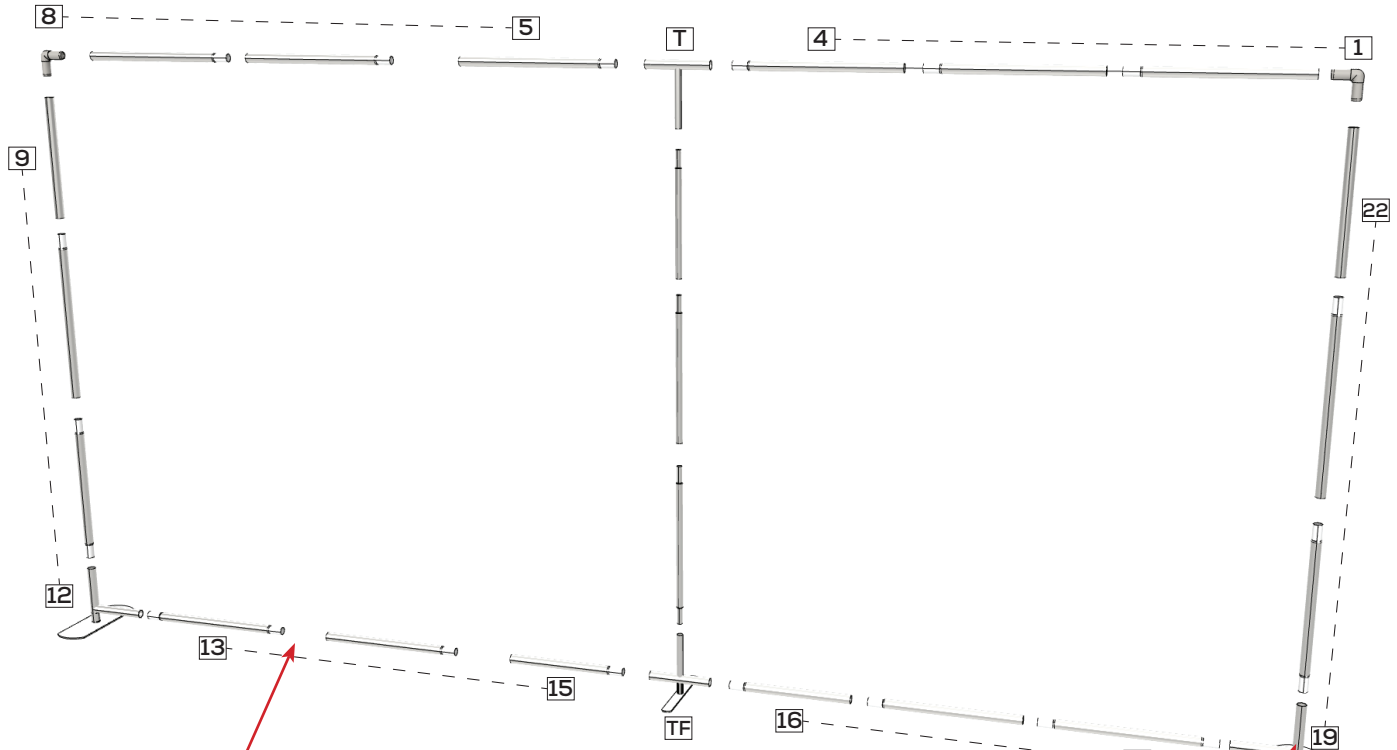


On graphic




## SET UP INSTRUCTIONS & PARTS LIST

REFERNCE LABELS ON TUBES WITH DIAGRAM BELOW FOR FRAME ASSEMBLY



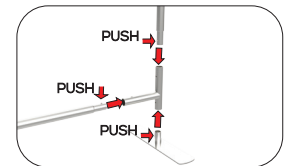
Press button & insert swaged end into receiving end of tubing



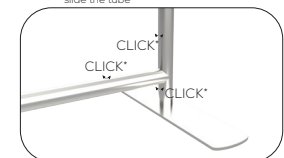
Push the female tube until the button snaps



Define the location of the plastic connectors



Attach the female tubes in the right position and push the buttons, slide the tube



Push the female tubes until the button snaps

# 15 FT. EZ TUBE® STRAIGHT

EZ TUBE DISPLAYS  
PRODUCT CODE: EZT15X8



On frame



On graphic



## AVAILABLE ACCESSORIES



EZT-LEDSLVA

(qty 3) Recommended for 15ft Display



EZT-LEDBLKB

(qty 3) Recommended for 15ft Display