3’ Straight Splash / Face Graphic (Dye-Sub Full Bleed)

1Quad W x 3 Quad H

Kit Item# 341040
Graphic Only Item# 341043

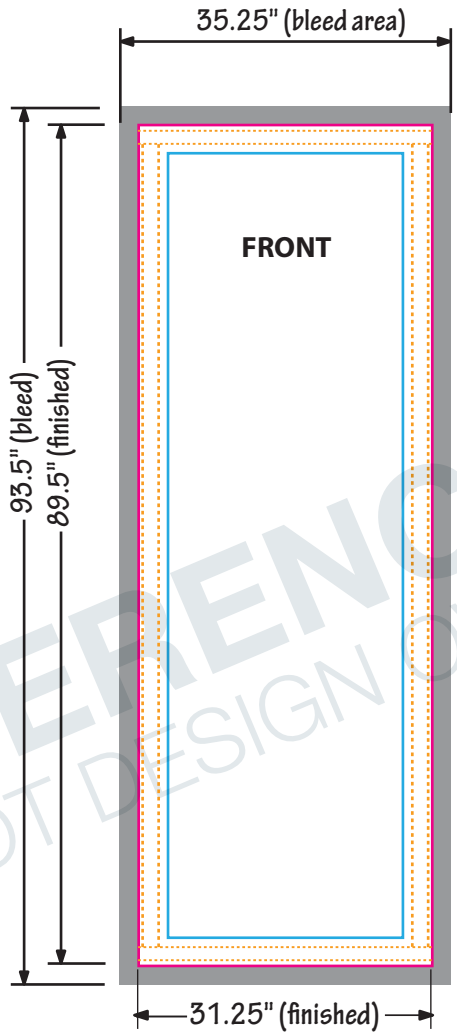

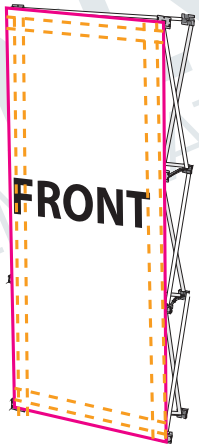

REFERENCE ONLY
DO NOT DESIGN OVER TEMPLATE

TEMPLATE KEY

- = BLEED AREA
- = FINISHED SIZE
- = SAFE AREA
- = STITCH LINE

BLEED AREA
35.25”W x 93.5”H
2” on all sides

Area of art that is used for finishing product. Background color/image should extend into this area.

FINISHED SIZE
31.25”W x 89.5”H

Area of art that is visible after finishing product. Background color/image should extend into the bleed area.

STITCH LINE
double stitch around perimeter

SAFE AREA
25”W x 83.5”H

Recommended area to place artwork. Artwork within this area will be safe from variance in cut of finished edge /stitch line.

FOR REFERENCE ONLY
PLEASE SEND IN ART SET UP TO FULL SIZE
layout guide on page 2

- **All images must be embedded**
- **All fonts must be outlined.**

Using PMS colors in your art is recommended but an exact match cannot be guaranteed.

Dye-Sub products are printed CMYK (4 color) process from your art file.

ACCEPTABLE FILE FORMATS:

Vector lines **Vector image**

- Adobe Illustrator (.ai, .pdf, .eps)
- All Fonts Outlined
- Images Embedded

Raster image

- Adobe Photoshop (.psd, .tif, .jpg)
- 200 DPI at 100% Scale

Updated: 11.11.13

TEMPLATE KEY

= BLEED AREA

= FINISHED SIZE

= SAFE AREA

= STITCH LINE

CUSTOMER NOTE:

- **Design your artwork on one artboard to the bleed area size.** 35.25″**W x** 93.5″ **H**
- **All images must be embedded.**
- **All fonts must be in outline format.**