





## TEMPLATE KEY

	=	BLEED AREA
	=	FINISHED SIZE
	=	SAFE AREA
	=	STITCH LINE

### BLEED AREA

N/A

No Bleed Required

Area of art that is used for finishing product. Background color/image should extend into this area.

### FINISHED SIZE

See Template for Sizing

Area of art that is visible after finishing product. Background color/image should extend into the bleed area.

### STITCH LINE

N/A

### SAFE AREA

See Template for Sizing

Recommended area to place artwork. Artwork within this area will be safe from variance in cut of finished edge /stitch line.

- All images must be embedded
- All fonts must be outlined.
- Minimum 1/8" line thickness, all fonts must be outlined, minimum font size 1/4" (30pt) at final imprint size.

**Using PMS colors in your art is recommended but an exact match cannot be guaranteed.**

**Digital products are printed CMYK (4 color) process from your file.**

## ACCEPTABLE FILE FORMATS:



Vector lines



Vector image

- Adobe Illustrator (.ai, .pdf, .eps)
- All Fonts Outlined
- Images Embedded