


Everyday Table Top Banner Display

(18"W x 36"H Banner)

Kit Item# 210022
Graphic Only Item# 190162






THE HARDWARE FOR THIS PRODUCT IS ADJUSTABLE. HOWEVER, THIS TEMPLATE IS SPECIFIC TO THE ITEM #'S SHOWN .

IF YOU REQUIRE OTHER OPTIONS PLEASE CONTACT OUR CUSTOMER CARE TEAM AS CUSTOM SIZES ARE AVAILABLE.

SCALE= 1.5"=1'-0"

**FOR REFERENCE ONLY
PLEASE USE FULL SIZE
TEMPLATES ON PAGE 2
TO SET UP ARTWORK**

TEMPLATE KEY

-  = BLEED AREA
-  = FINISHED SIZE
-  = SAFE AREA

BLEED AREA

18"W x 39"H
(1" top / bottom)

Area of art that is used for finishing product. Background color/image should extend into this area.

FINISHED SIZE

18"W x 36"H

Area of art that is visible after finishing product. Background color/image should extend into the bleed area.

SAFE AREA

16"W x 34"H

Recommended area to place artwork. Artwork within this area will be safe from variance in cut of finished edge /stitch line.

Using PMS colors in your art is recommended but an exact match cannot be guaranteed.

**Digital products are printed
CMYK (4 color) process
from your file.**

- All images must be embedded
- All fonts must be outlined.

**FOR REFERENCE ONLY
PLEASE SEND IN ART
SET UP TO BLEED SIZE
layout guide on page 2**

ACCEPTABLE FILE FORMATS:



Vector lines



Vector image

- Adobe Illustrator (.ai, .pdf, .eps)
- All Fonts Outlined
- Images Embedded



Raster image

- Adobe Photoshop (.psd, .tif, .jpg)
- 200 DPI at 100% Scale

Updated: 12.5.13

TEMPLATE KEY



=

BLEED AREA



=

FINISHED SIZE



=

SAFE AREA



=

STITCH LINE

CUSTOMER NOTE:

- Design your artwork on one artboard to the bleed area size.

18" W x 36" H

- All images must be embedded.
- All fonts must be in outline format.

