

Model IV-300 and IV-400

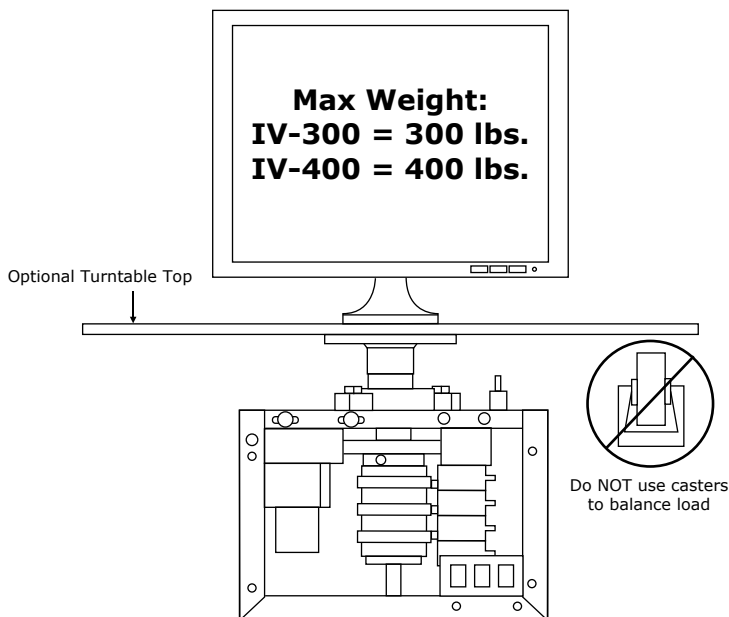
Installation and Maintenance Instructions

Questions? Call 800-657-2650 for help

For ALL installations:

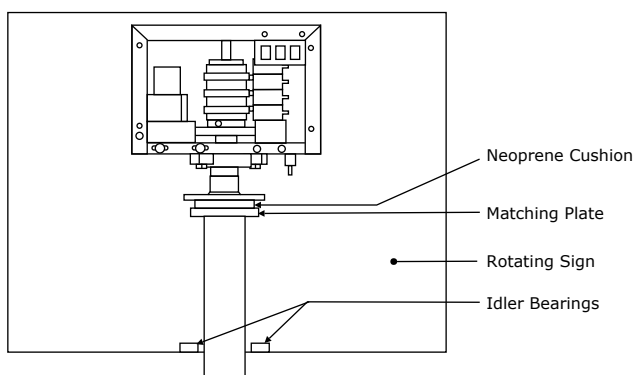
- Display or sign load **MUST** be balanced.
- Do **NOT** exceed rated capacity of unit.

Display or Sign mounted on TOP of Rotator:



- Maximum compressive weight:
IV-300 = 300 lbs.
IV-400 = 400 lbs.
- Maximum hanging weight:
IV-300 = 200 lbs.
IV-400 = 300 lbs.
- Maximum recommended display size:
IV-300 = 4' x 4'
IV-400 = 5' x 5'
- Rotator may be mounted facing up or down.
- Rotator must be flat and level.
- Larger diameter turntable top may be attached to rotator turntable.
- Weight **MUST** be balanced (add a counter weight if needed).
- Do **NOT** use caster wheels to support turntable.
- Optional video cable kit available for VGA and stereo RCA connections.

Rotator inside display or sign:



- Maximum compressive weight:
IV-300 = 300 lbs.
IV-400 = 400 lbs.
- Maximum hanging weight:
IV-300 = 200 lbs.
IV-400 = 300 lbs.
- Maximum recommended display size:
IV-300 = 4' x 4'
IV-400 = 5' x 5'
- Mount rotator inside sign, above center line.
- Sign must be bolted to rotator frame.
- Mount idler bearings to stabilize sign.
- Optional video cable kit available for VGA and stereo RCA connections.

Maintenance:

No regular maintenance is required for this unit.






Phone: 800-657-2650
Email: info@dynamapacrotating.com
www.dynamapacrotating.com

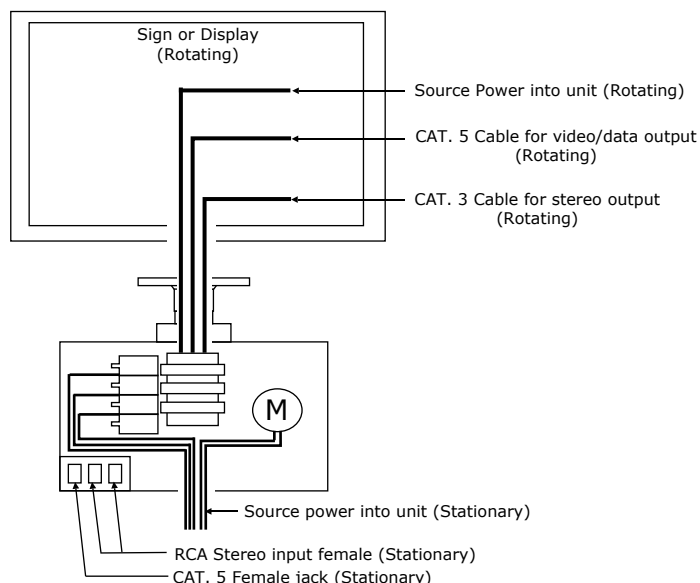
Model IV-300 and IV-400

Electrical Connections

Questions? Call 800-657-2650 for help

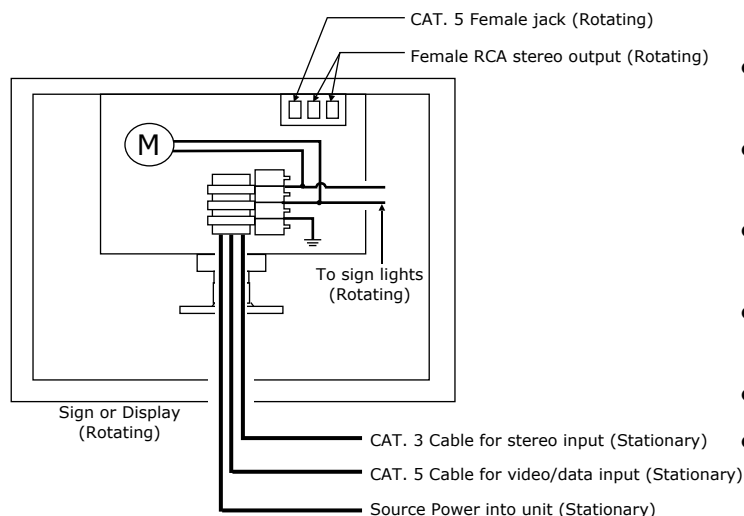
 WARNING	
	Disconnect power before servicing or installing. Do not touch any electrical components while unit is connected to power source.
	Keep hands clear while operating. Read installation and maintenance instructions prior to operation.

Turntable facing up:



- **WARNING!** Electrical components are live when unit is plugged in.
- Do NOT exceed rated electrical capacity of unit. (See label on unit)
- Stationary source power wiring attaches to brush assembly.
- Motor does not turn, and can be attached directly to source power wiring.
- Rotating sign wiring attaches to collector ring.
- CAT. 5 or VGA cables are required to transfer data.
- Motor power draw = 0.1 A (12 watts)
- Optional video cable kit available for VGA and stereo RCA connections.

Turntable facing down:



- **WARNING!** Electrical components are live when unit is plugged in.
- Do NOT exceed rated electrical capacity of unit. (See label on unit)
- Stationary source power wiring attaches to the collector ring.
- Rotating sign wiring attaches to the brush assembly.
- CAT. 5 or VGA cables are required to transfer data.
- Motor power draw = 0.1 A (12 watts)
- Optional video cable kit available for VGA and stereo RCA connections.



Phone: 800-657-2650
Email: info@dynapacrotating.com
www.dynapacrotating.com