

# RPL BACKLIT 8FT




PRODUCT CATEGORY: FABRIC POP UP DISPLAYS

PRODUCT CODE: RPL3X3-BL



On Frame

OnGraphic



## PRODUCT DESCRIPTION

### Dazzling Graphics:

Immerse your audience in vibrant, dye-sublimated fabric graphics that come to life on this 10ft or 8ft wide display. The 1" Velcro attachment ensures a secure and sleek fit, providing a polished finish to your visuals.

### Dynamic Illumination:

Experience brilliance with the dual LED edge lights that effortlessly attach to the bottom of the frame. The top of the frame is thoughtfully enclosed with fabric, acting as a reflective surface to amplify the light within, maximizing brightness and ensuring your message shines.

### Customization at its Finest:

Swap out graphics effortlessly with our tool-free assembly – a true game-changer for dynamic campaigns. The front graphic comes complete with attached end caps for a seamless look, while the separate back graphic offers the option for a custom print or a blackout panel for single-sided displays.

### Portable Brilliance:

Take your brand on the road with ease, thanks to the included travel bag with wheels. This display is not only a showstopper but also a practical companion for on-the-go marketing.

### Versatility Redefined:

Choose between a 10ft or 8ft width and opt for single or double-sided graphics. Whether you're aiming for a grandiose impact or a more intimate setting, this display adapts to your every need.

### Effortless Setup:

Bid farewell to complex assemblies – our RPL Backlit Fabric Pop-Up Display boasts a tool-free setup. Spend less time on logistics and more time engaging your audience.

### Illumination Unleashed:

Bring your display to life with the power of two outlets, effortlessly lighting up your brand and captivating your audience.

Step into the spotlight with the RPL Backlit Fabric Pop-Up Display – where innovation meets visibility, and your brand takes center stage. Illuminate your message, captivate your audience, and make every display an unforgettable experience.

DISPLAY DIMENSIONS	88"W x 88"H x 12.6"D
GRAPHIC SIZE FRONT	113.4"W x 88"H (Includes End Caps)
GRAPHIC SIZE BACK	88"W x 88"H
GRAPHIC SIZE DOUBLE	100.7" x 44"(50% Scale)

## GRAPHIC MATERIAL

Dye Sub Backlit Fabric

## GRAPHIC FINISHING

1" Loop Velcro sewn around back perimeter of graphic

## DISPLAY CONSTRUCTION

Aluminum pop up frame with clear plastic hubs and 1" hook velcro around the front and back faces of the frame. The frame has a textile fabric attached on the top, in order to reflect the light back inside, thereby further increasing the brightness

## SHIPPING WEIGHTS & DIMENSIONS

Shipping Weight	36.5 lbs (Graphic Package) 31.5 lbs (Hardware Only) 5 lbs (Graphic Only - Double Sided) 3 lbs (Graphic Only - Front) 2 lbs (Graphic Only - Back)
Shipping Dimensions	38"L x 14.5"W x 10.75"H (Graphic Package) 38"L x 14.5"W x 10.75"H (Hardware Only) Poly Bag (Graphic Only)

# RPL BACKLIT 8FT

PRODUCT CATEGORY: FABRIC POP UP DISPLAYS

PRODUCT CODE: RPL3X3-BL

SINGLE SIDED

DOUBLE SIDED

HOOK LOOP






INDOOR USE

LIFE TIME

1 YEAR

On Frame

OnGraphic



## LED SPECIFICATIONS

SKU	CCT	Voltage(V)	Power(W)	LM/W	Total LM	Area(M2)	Avg LM	CU	EAV
RPL-LED-3X3	7236K	24	180	111.4	20052	5	4,010.40	0.8	3,208.32


## HARDWARE ONLY PARTS LIST



(qty 1) Frame



(qty 1) Frame Travel Bag



(qty 3) Dual Edge Light Strips



(qty 1) LED Light Travel Bag



(qty 2) Transformers



(qty 2) Y Cables

# RPL BACKLIT 8FT

PRODUCT CATEGORY: FABRIC POP UP DISPLAYS

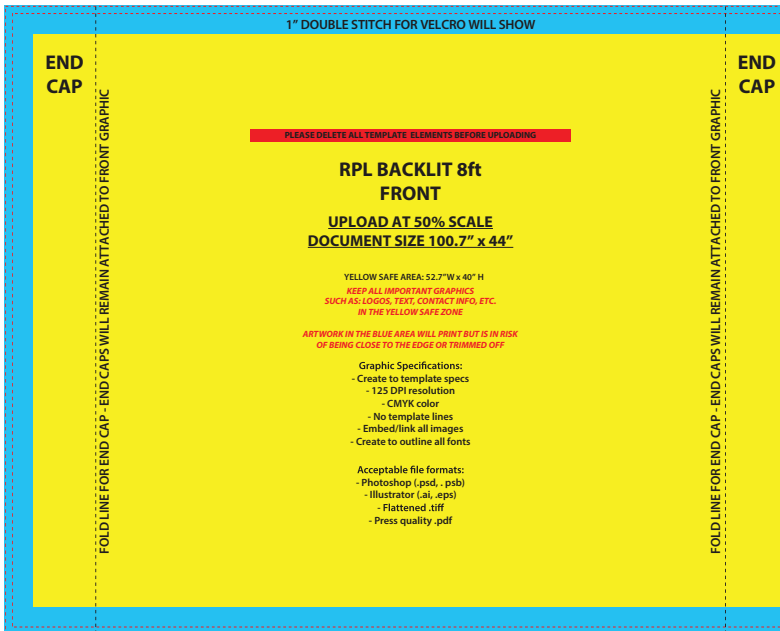
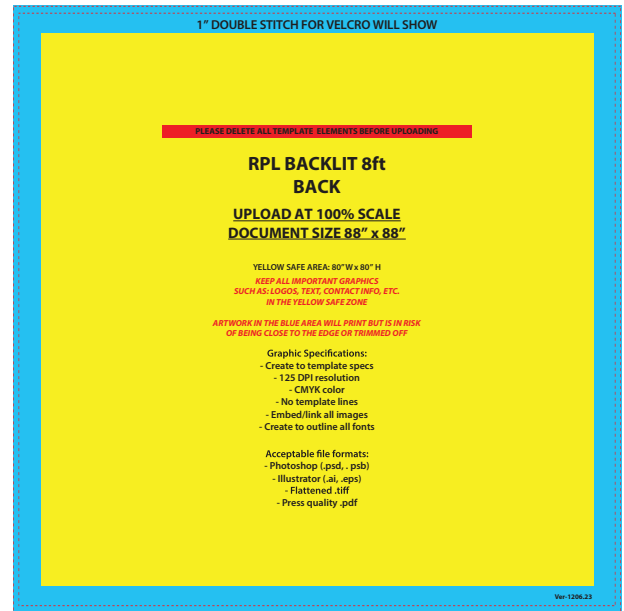
PRODUCT CODE: RPL3X3-BL



On Frame

OnGraphic

## TEMPLATE



# RPL BACKLIT 8FT

PRODUCT CATEGORY: FABRIC POP UP DISPLAYS

PRODUCT CODE: RPL3X3-BL

SINGLE  
SIDED

DOUBLE  
SIDED

HOOK  
LOOP

INDOOR  
USE


LIFE  
TIME

1  
YEAR


On Frame

OnGraphic

## SET UP INSTRUCTIONS



1. Expand the frame



2. Lock the connectors



3. Zip top fabric cover closed



4. Clip edge lights to bottom X rods  
& connect Y-cables to lights & transformer



5. Attach front and back graphics  
to velcro strips around frame



Back graphic installed



**\*Remove both front and back graphics before collapsing and storing frame\***