

RPL BACKLIT 10FT




PRODUCT CATEGORY: FABRIC POP UP DISPLAYS

PRODUCT CODE: RPL4X3-BL



On Frame

OnGraphic



PRODUCT DESCRIPTION

Dazzling Graphics:

Immerse your audience in vibrant, dye-sublimated fabric graphics that come to life on this 10ft or 8ft wide display. The 1" Velcro attachment ensures a secure and sleek fit, providing a polished finish to your visuals.

Dynamic Illumination:

Experience brilliance with the dual LED edge lights that effortlessly attach to the bottom of the frame. The top of the frame is thoughtfully enclosed with fabric, acting as a reflective surface to amplify the light within, maximizing brightness and ensuring your message shines.

Customization at its Finest:

Swap out graphics effortlessly with our tool-free assembly – a true game-changer for dynamic campaigns. The front graphic comes complete with attached end caps for a seamless look, while the separate back graphic offers the option for a custom print or a blackout panel for single-sided displays.

Portable Brilliance:

Take your brand on the road with ease, thanks to the included travel bag with wheels. This display is not only a showstopper but also a practical companion for on-the-go marketing.

Versatility Redefined:

Choose between a 10ft or 8ft width and opt for single or double-sided graphics. Whether you're aiming for a grandiose impact or a more intimate setting, this display adapts to your every need.

Effortless Setup:

Bid farewell to complex assemblies – our RPL Backlit Fabric Pop-Up Display boasts a tool-free setup. Spend less time on logistics and more time engaging your audience.

Illumination Unleashed:

Bring your display to life with the power of two outlets, effortlessly lighting up your brand and captivating your audience.

Step into the spotlight with the RPL Backlit Fabric Pop-Up Display – where innovation meets visibility, and your brand takes center stage. Illuminate your message, captivate your audience, and make every display an unforgettable experience.

DISPLAY DIMENSIONS	116"W x 88"H x 12.6"D
GRAPHIC SIZE FRONT	141.5"W x 88"H (Includes End Caps)
GRAPHIC SIZE BACK	116.25"W x 88"H
GRAPHIC SIZE DOUBLE	128.875" x 44"(50% Scale)

GRAPHIC MATERIAL

Dye Sub Backlit Fabric

GRAPHIC FINISHING

1" Loop Velcro sewn around back perimeter of graphic

DISPLAY CONSTRUCTION

Aluminum pop up frame with clear plastic hubs and 1" hook velcro around the front and back faces of the frame. The frame has a textile fabric attached on the top, in order to reflect the light back inside, thereby further increasing the brightness

SHIPPING WEIGHTS & DIMENSIONS

Shipping Weight	42 lbs (Graphic Package)
	37 lbs (Hardware Only)
	5 lbs (Graphic Only - Double Sided)
	3 lbs (Graphic Only - Front)
	2 lbs (Graphic Only - Back)
Shipping Dimensions	38"L x 14.5"W x 10.75"H (Graphic Package)
	38"L x 14.5"W x 10.75"H (Hardware Only)
	Poly Bag (Graphic Only)

RPL BACKLIT 10FT



PRODUCT CATEGORY: FABRIC POP UP DISPLAYS

PRODUCT CODE: RPL4X3-BL



On Frame

OnGraphic



LED SPECIFICATIONS

SKU	CCT	Voltage(V)	Power(W)	LM/W	Total LM	Area(M2)	Avg LM	CU	EAV
RPL-LED-4X3	7236K	24	240	111.4	26736	6.6	4,051.00	0.8	3,241.00

RPL BACKLIT 10FT

PRODUCT CATEGORY: FABRIC POP UP DISPLAYS

PRODUCT CODE: RPL4X3-BL

SINGLE
SIDED

DOUBLE
SIDED

HOOK
LOOP

INDOOR
USE

LIFE
TIME

1
YEAR

On Frame

OnGraphic


HARDWARE ONLY PARTS LIST



(qty 1) Frame



(qty 1) Frame Travel Bag



(qty 4) Dual Edge Light Strips



(qty 1) LED Light Travel Bag



(qty 2) Transformers



(qty 2) Y Cables

RPL BACKLIT 10FT

PRODUCT CATEGORY: FABRIC POP UP DISPLAYS


PRODUCT CODE: RPL4X3-BL



On Frame

OnGraphic

TEMPLATE



RPL BACKLIT 10FT

PRODUCT CATEGORY: FABRIC POP UP DISPLAYS

PRODUCT CODE: RPL4X3-BL




On Frame

OnGraphic

SET UP INSTRUCTIONS



1. Expand the frame



2. Lock the connectors



3. Zip top fabric cover closed



4. Clip edge lights to bottom X rods & connect Y-cables to lights & transformer



5. Attach front and back graphics to velcro strips around frame



Back graphic installed



Remove both front and back graphics before collapsing and storing frame