

32" SELF-SERVICE CHECKOUT KIOSK

The better manage for your business activity


Touch Kiosk, 10 touch points, LAN and WI-FI connection, Barcode and QR Code reader.

The bright and attractive 32" Display allows users to independently manage the orders from the self-service checkout kiosk touch screen, avoiding queues and crowds of people and ensuring social distance.

By scanning with your smartphone the QR Code displayed on the self-service checkout kiosk, the order management and payment will be transferred directly to your smartphone.

Simplified menu management with images and videos that can be managed locally or remotely.

The device can be provided for application on wall or with stand.



- Wall mounted (standard version)
- Stand installation (optional version)

Self-service payment Kiosk for use in restaurants, pizzerias, retail stores, shopping centers, hotels, ticket offices.

SMARTSELFERVICE

SmartSelfservice is the software for menu and orders management with credit/debit card payment directly from the bank POS or cash payment through a receipt at the manual cashier.

Management of loyalty cards, scanned by the self-service checkout kiosk, to activate promotions/discounts and retain customers.

SmartSelfservice is provided for free and is fully functional already on the self-service checkout kiosk Android version.

Multilingual menu.

* The product images are purely indicative and are subject to change at any time without notice.

SMARTSELFSERVICE FOR ORDERS AND PAYMENTS MANAGEMENT FOR CATERING, HOSPITALITY, ENTERTAINMENT AND ANY KIND OF AUTOMATED TICKETING.

USER INTERFACE: THE FRONT-END SOFTWARE FOR THE END USER

From the touch display of the self-service checkout kiosk or sitting at the interactive table, the end user selects the type of suggested menu, customizing dishes with ingredients from the Chef, according to their taste or nutritional needs.

PAYMENT METHOD FOR THE END USER

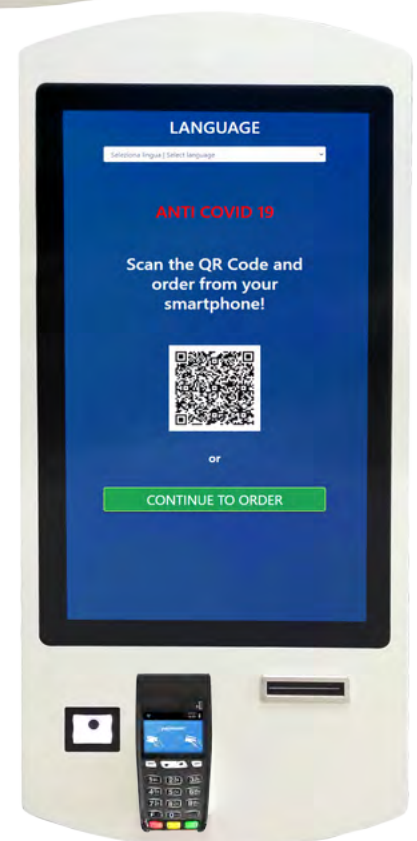
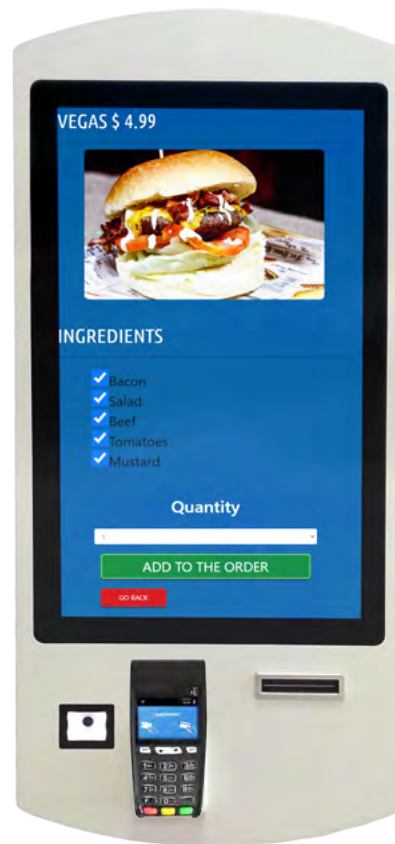
1. ORDER FROM SELF-SERVICE CHECKOUT KIOSK:

The customer can pay directly at the kiosk POS with credit/debit cards, or can obtain a pre-order receipt and pay at the traditional cashier, sending the order to the kitchen.

2. ORDER FROM SELF-SERVICE CHECKOUT KIOSK TRANSFERRED TO SMARTPHONE:

payment through online systems preconfigured and activated by the store (Paypal, Google Pay, etc.) or cash payment at the traditional cashier showing the ID of the order.

After scanning the QR code proposed by self-service checkout kiosk with your smartphone, the order is transferred to your device, leaving the possibility to others to use the self-service checkout.



* The product images are purely indicative and are subject to change at any time without notice.

SMARTSELF-SERVICE FOR ORDERS AND PAYMENTS MANAGEMENT FOR CATERING, HOSPITALITY, ENTERTAINMENT AND ANY KIND OF AUTOMATED TICKETING.

INTERFACE MANAGEMENT: THE BACK-END FOR THE BUSINESS OWNER

Configure the menus to be proposed, the individual products, by placing all the ingredients that customers can choose when ordering.

Add images and videos of the products and preparations that will help the customer in the selection phase, to improve your business.

Publish content, images and videos on the self-service checkout kiosk and on interactive tables for better communication, giving a personalized shopping experience to the end user.

The screenshot displays two overlapping views of the SmartMedia administrative interface. The background view shows the 'Orders' management screen with a sidebar menu (Orders, Kitchen, Products, Settings) and a main content area containing a summary of 16 orders to be paid for a total of \$108.91, and a table of 'Advanced Tables' with columns for Order ID, Device, Total Amount, and Payment Status. The foreground view shows the 'Add or remove products from the menu' form, which includes a category dropdown (set to 'Burgers'), a 'Click here' button to add a new category, input fields for 'Product name' (Vegas) and 'Sale price' (4.99), a gallery selection dropdown (VEGAS.png), and a 'Select file' button.

| ORDER ID | DEVICE | TOT. \$ | PAYMENT | Send to kitchen | Paid |
|----------|--------|---------|------------|-----------------|------|
| 294 | 1 | 4.99 | postponed | Send to kitchen | Paid |
| 311 | 2 | 10.98 | in advance | Send to kitchen | Paid |
| 312 | 2 | 19 | postponed | Send to kitchen | Paid |
| 313 | 2 | 8.49 | in advance | Send to kitchen | Paid |
| 314 | 1 | 19 | postponed | Send to kitchen | Paid |
| 315 | 1 | 13 | in advance | Send to kitchen | Paid |

ORDERS REPORT

Orders in the kitchen under control. The management allows you to have a quick summary of the orders paid and passed in the kitchen, the quantity of orders received and those awaiting for payment.

ORDERS MANAGEMENT

Showing orders from multi-device in order of arrival, with details of the orders came from self-service checkout kiosks, interactive tables and smartphones. Showing orders paid and sent to the kitchen.

* The product images are purely indicative and are subject to change at any time without notice.

SMARTSELSERVICE IS ALSO AN AUTOMATED BOX OFFICE FOR MUSEUMS, CINEMAS, THEATERS, EVENTS, SHOWS, TRAINS, BUSES AND THEME PARKS.

CUSTOMIZABLE SOFTWARE

Software configurable according to specific needs. Easy and safe.

SUITABLE FOR ANY KIND OF BOX OFFICE

Self-service checkout kiosk adaptable to any commercial and entertainment activities. Choose and book or purchase tickets, including available seats.

AVOID PERSONNEL COSTS, MANAGE THE LINE AND ADVERTISING

Self-service checkout kiosk with Digital Signage, allows you to better program and manage the advertising of events and offers.



* The product images are purely indicative and are subject to change at any time without notice.

Technical Features

| Model | KIO-32SSA | KIO-32SSW |
|-----------------------|--|--|
| Display | LCD with LED backlight | |
| Diagonal | 32" | |
| Type of installation | Wall mounted or on stand with option KIO-32BA | |
| Total size | 20.27 x 5.51 x 45.27 in (L x W x H) (Wall installation) | |
| Body size | 20.27 x 7.48 x 70.67 in (L x W x H) (Stand installation) | |
| Base size | 23.62 x 17.71 x 0.78 in (L x W x H) (Stand installation) | |
| Maximum size | 23.62 x 17.71 x 71.45 in (L x W x H) (Stand installation) | |
| Display size | 15.44 x 27.46 in | |
| Resolution | FULL HD (1920 x 1080) | |
| Contrast | 4000:1 | |
| Brightness | 450 nits | |
| Technology | Capacitive | |
| Number of touch point | 10 | |
| Response time | 5 ms | |
| Touch resolution | 4980 x 4980 | |
| Integrated device | Android 7.1 multilingual, quad-core 1.6GHZ, 2GB RAM, 16GB storage (expandable), WiFi, LAN, Bluetooth | Windows 10 Pro, Intel Core i3 with 4GB RAM, 128GB SSD, WiFi, LAN |
| Included features | Barcode and QR code reader - Thermal printer 80 mm Compartment for POS installation (POS to be requested from your bank) | |
| Integrated speakers | 2 x 5W | |
| USB touch output | 1 | 1 |
| USB 2.0 input | 2 | 2 |
| HDMI input | 1 | 1 |
| LAN input | 1 | 1 |
| SD card reader | Yes | No |
| Options | KIO-32BA, iron stand | |
| Included software | SmartSelfservice software for simplified menu management with images and videos that can be managed locally or remotely, orders management with credit/debit card payment. | |
| Included accessories | Power cable, safety keys | |
| Weight | 132.27 LB | |

Codes for orders

KIO-32SSA 32" SELF-SERVICE CHECKOUT KIOSK - ANDROID VERSION

KIO-32BA STAND FOR 32" SELF-SERVICE CHECKOUT KIOSK

KIO-32SSW 32" SELF-SERVICE CHECKOUT KIOSK - WINDOWS VERSION