


Hercules 02

OR-K-HC02

The Hercules line of Orbital Express Truss™ features basic backwalls and kits in a variety of sizes to suit a range of space needs. A benefit to this versatile system is that it enables you to reconfigure kits in multiple ways and combinations using the same parts. Simply add or detract from any Hercules kit to create a new appearance for every event or tradeshow!



We are continually improving and modifying our product range and reserve the right to vary the specifications without prior notice. All dimensions and weights quoted are approximate and we accept no responsibility for variance. E&OE. See Graphic Templates for graphic bleed specifications.

features and benefits:

- Kit includes:
 - 2 x 6-way junction boxes
 - 2 x 36" straight truss lengths
 - 2 x 46" straight truss lengths
 - 2 x 45° curved truss lengths
 - 2 x junction base A
 - 1 x full set of quicklock connectors
 - 2 x adjustable tabletops
 - 1 x 50 watt spotlights
 - 2 x OCH2 molded cases
- 10' x 10' kit size
- Custom appearance
- Toolless assembly
- Simple twist and lock design
- 5 year warranty against manufacturer defects

dimensions:

Hardware:

Fits in a 10' x 10' space

Graphics:

Refer to related graphic template for specific information on sizes and bleeds. Dye-sublimated graphic require different bleed than UV.

Visit www.exhibitors-handbook.com/graphic-templates

Shipping:

2 OCH2 cases (each case):
52"l x 29"w x 15"h
1321mm(l) x 737mm(w) x 381mm(h)

Approximate weight:
159.25 lbs / 72 kgs

additional information:

Graphic materials:
Dye sublimated or UV panels

Lumina 1, 50 watt spotlight


Tabletops (each): max weight
= 25 lbs / 11.34 kgs


*Kit does not include monitor or monitor mount


- Tabletop color options: (if applicable)





HERCULES 02 PIECE COUNT:

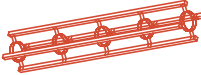
 OR-J-3
2


 OR-J-DBL
0


 OR-24-2
0


 OR-30-2
0

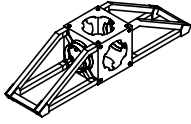
 OR-36-2
2

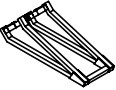
 OR-46-2
2


 OR-45-CV-3
2


 OR-90-CV-2
0


 OR-B90
0


 OR-B90A
2


 OR-B45
0


 OR-TOOL-B
1

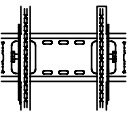
 OR-QL-T2J
9

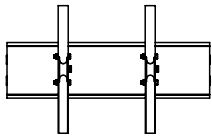
 OR-QL-T2T
3

 OR-UC-QL
0

 OR-STG
0


 OR-LCD1-B
0


 OR-LCD2-B
0


 OR-LCD3-B
0


 SPOTLIGHT
1


 OR-TBL
0


 OR-TBL2-L
0


 OR-TBL2-R
0


 OR-IS-24 0


 OR-IS-36 0

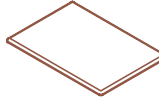
 OR-IS-46 0

 OR-IS-48 0

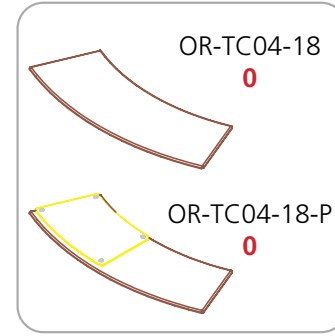
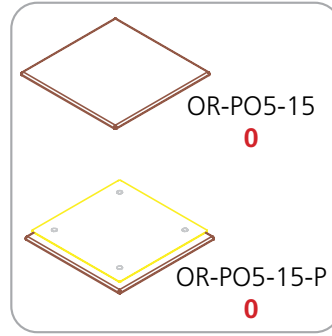
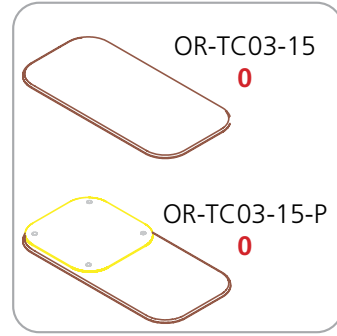
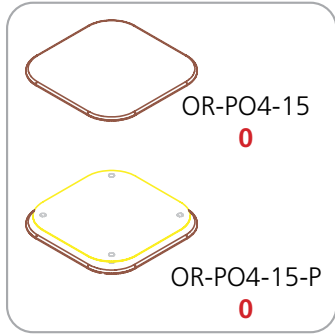
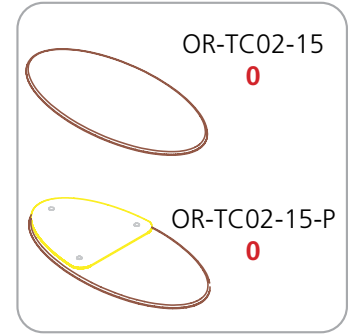
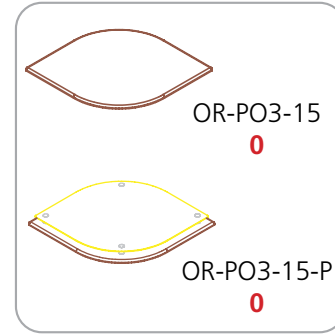
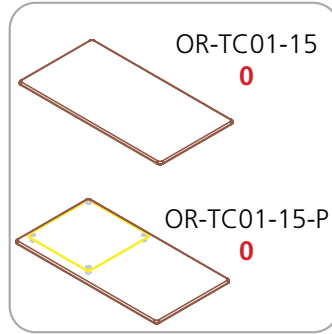
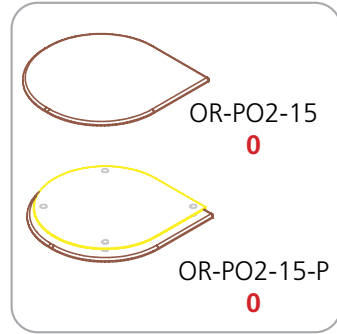
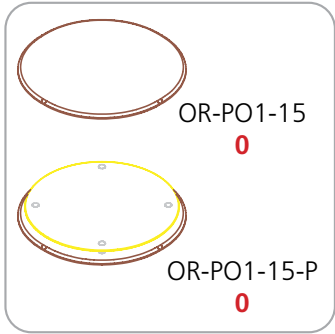
 OR-CIS-90
0

 OR-SE-IS-90
0

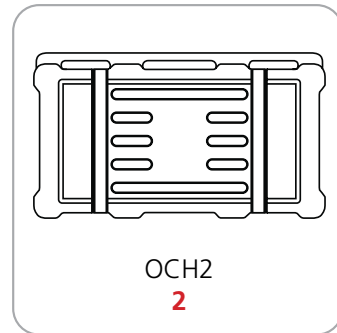
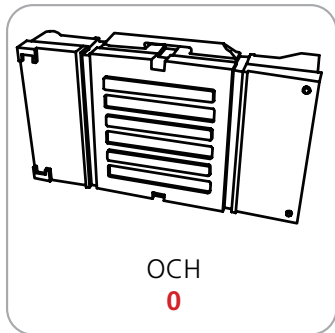
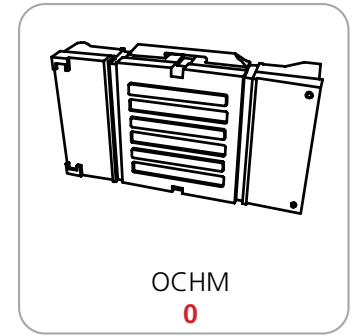
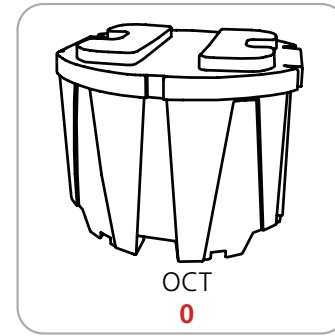
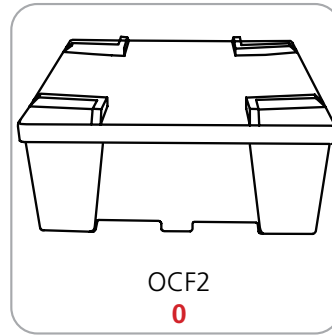
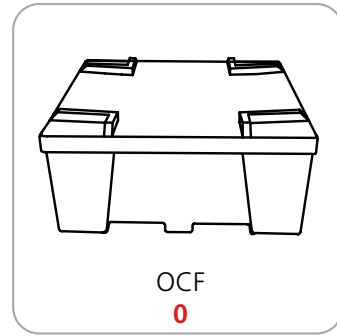
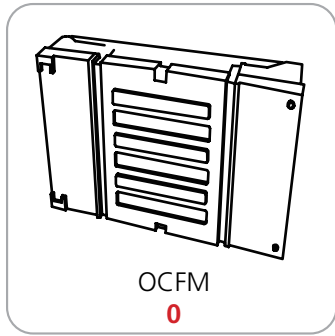
 OR-CIS-45
0

 OR-ATL-CNTR
0

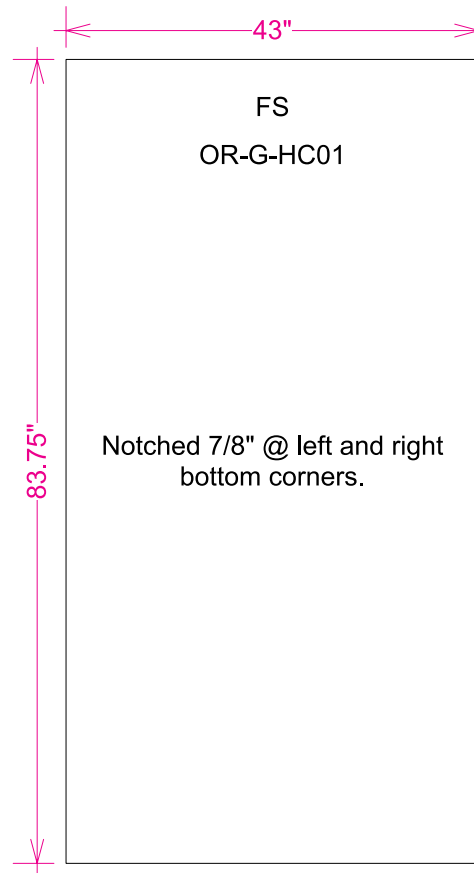
HERCULES 02 TABLETOP ACCESSORY PIECE COUNT:



HERCULES 02 CASE COUNT:



**HERCULES 02 GRAPHIC SPECS:
AVAILABLE GRAPHICS – UV & DYE SUBLIMATION**



Acceptable File formats:

Illustrator CS6 or below
Photoshop CS6 or below
Art time will be charged if files need to be fixed or altered to meet guidelines. When sending files please be sure to include all support art (fonts, linked images, etc.)

Font Specifications:

Fonts must be converted to outlines.

Bleeds:

All orbital truss graphics require specific bleeds. The sizes listed above represent the finished graphic size. Please keep all logos, type and critical information at least 1" in from each edge of the finished graphic.

Dye Sublimation: 2" bleed around the perimeter.

UV: 1/2" bleed around the perimeter.

Color:

All files are printed as CMYK format. All critical Pantone colors need to be called out in the file or specified on the order as Coated or Uncoated swatches.

Resolution:

All raster files (either print files or linked files) must be at 100-120 pixels per inch at 100%

Finishing Details:

When graphics are notched, a 7/8" square is cut in the appropriate location.

FS: Graphics mounted to front of truss system

BS: Graphics mounted to back of truss system

Dye Sublimation graphics are attached to truss with velcro. UV panels are attached to truss with magnet.

To ensure quality, please note:

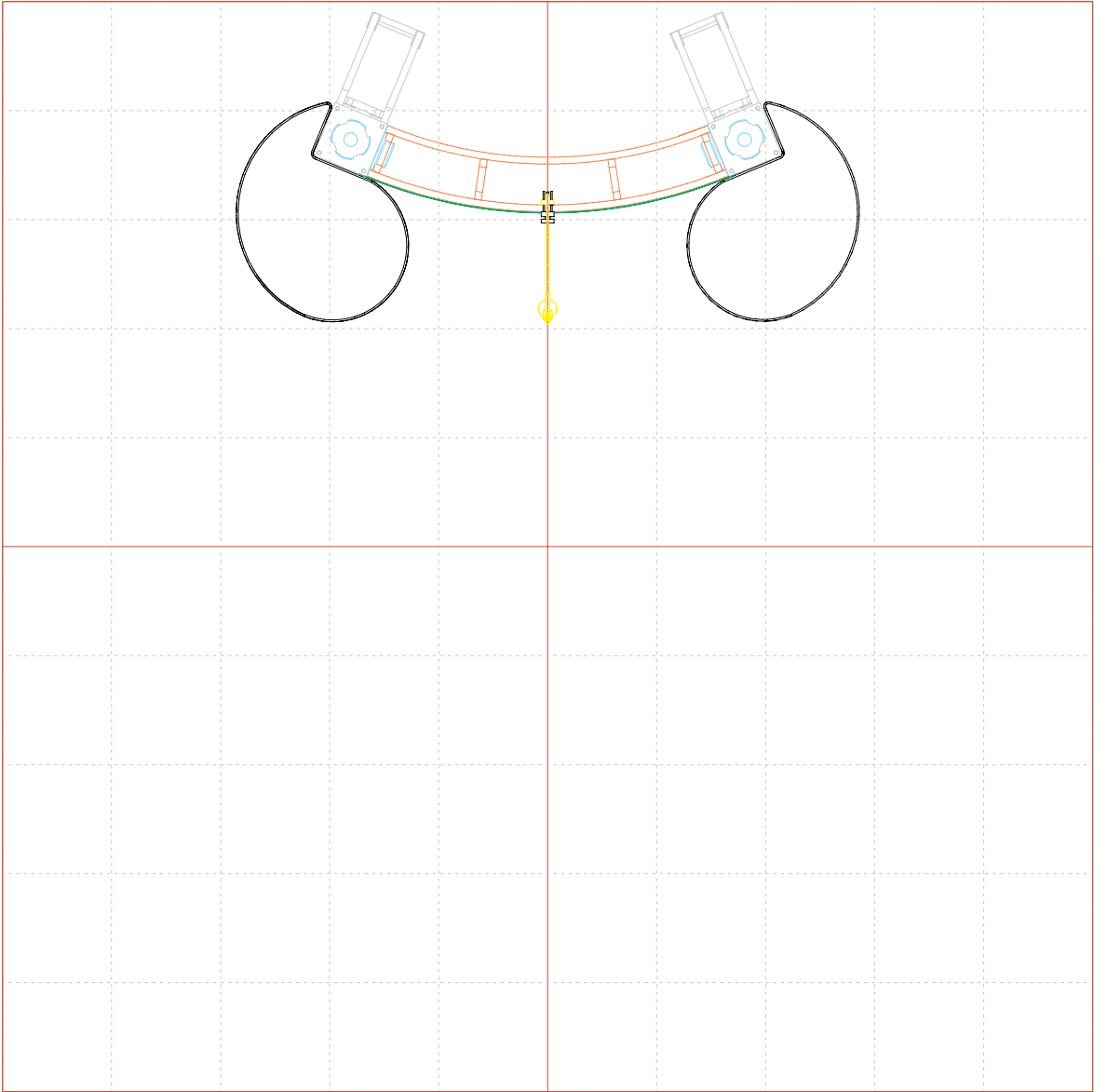
Each graphic has a specific code or number located on the graphic. The electronic print files provided must be named accordingly. Using this coding system will allow us to preflight and prepare your files for print more efficiently. **If you fail to provide your graphic files in this format, additional charges may be necessary to complete your printed materials.**

HERCULES 02 FLOOR PLAN:

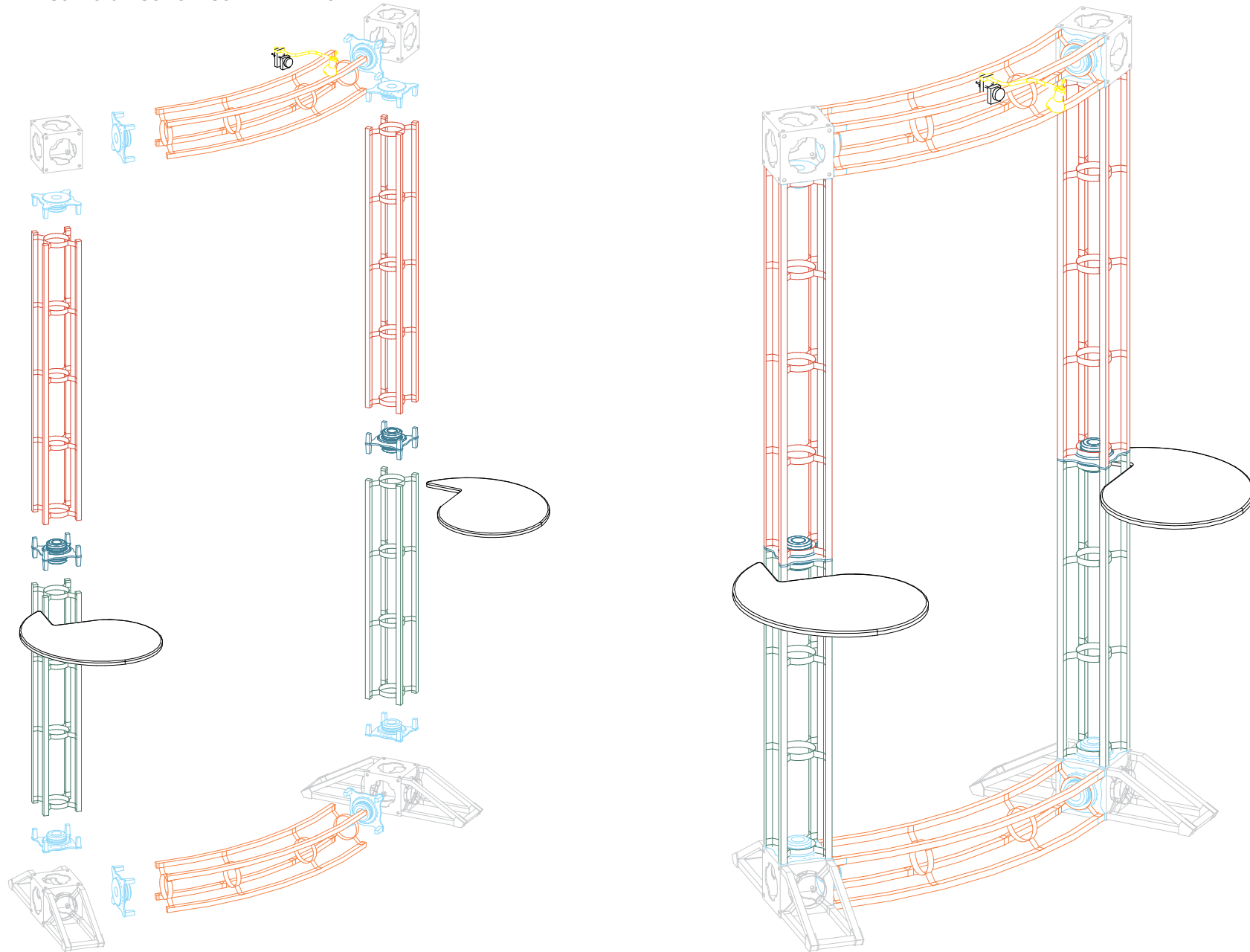
SCALE REF = 5ft



10' d X 10' w Inline



HERCULES 02 COLOR CODED PARTS:



Parts exploded