

QSEG CUBICLE DOUBLE

QSEG MODULAR SEG DISPLAY
PRODUCT CODE: QSEGCubicle-DCGP



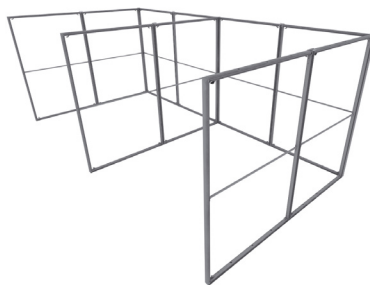

On frame On graphic



PRODUCT DESCRIPTION

Use Qseg for social distancing solutions for work environments as office partitions and cubicles. Help keep safe physical distance between employees and customers with today's health and safety regulations. By strategically placing our lightweight and portable walls. Padded travel bags are included to keep your frames and graphics protected during transport and storage. With many wall sizes and connector accessories. Effortlessly creating numerous configurations that meet your needs. Connector options are either 2 way (90°) or 4 way (180°) Other graphic options are full custom printed dye sublimated graphics or TPU plastic for hygienic sneeze guards and partitions.

DISPLAY DIMENSIONS	158"W x 59"H x 79"D
GRAPHIC SIZE (each frame)	41.5"W x 61.5"H
GRAPHIC MATERIAL	
Dye Sub Stretch Fabric	
GRAPHIC FINISHING	
Silicone beading sewn onto edge of graphic	
DISPLAY CONSTRUCTION	
Aluminum extrusion frame with plastic components	
SHIPPING WEIGHTS & DIMENSIONS	
Shipping Weight (each box)	14 lbs (frame only) 16 lbs (frame & graphic)
Shipping Dimensions (each box)	60.25"W x 7"H x 3.5"D (10 boxes total)
GRAPHIC TURN AROUND TIME	
2 business days after proof approval (up to 2 sets)	
AVAILABILITY	PFC



TOOL FREE ASSEMBLY



T CONNECTION



90° CORNER CONNECTION



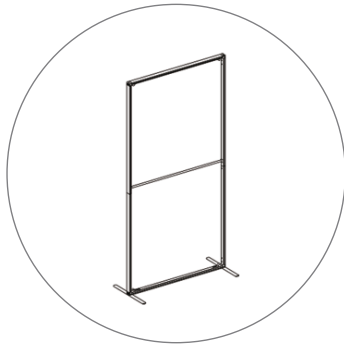
STRAIGHT CONNECTION

QSEG CUBICLE DOUBLE

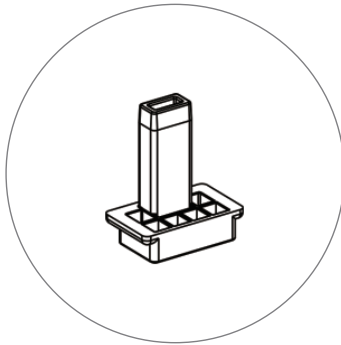
QSEG MODULAR SEG DISPLAY

PRODUCT CODE: QSEGCubicle-DCGP

PARTS LIST



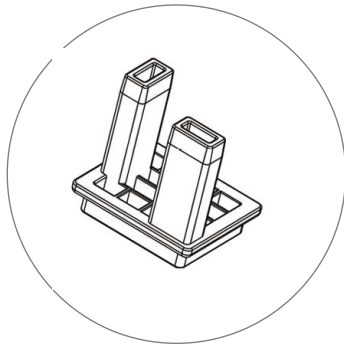
(qty 10)
QSEG-100X150



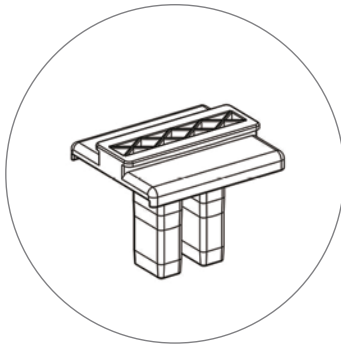
(qty 3)
QSEG-FTPAD



(qty 2)
QSEG-TCON



(qty 2) (pair)
QSEG-LCON

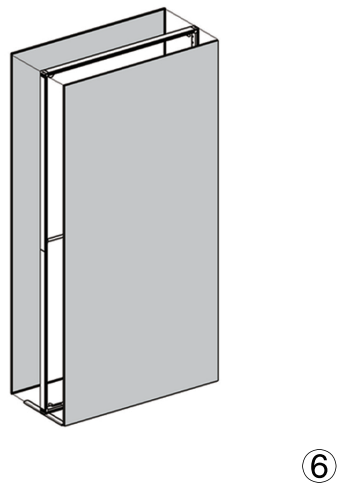
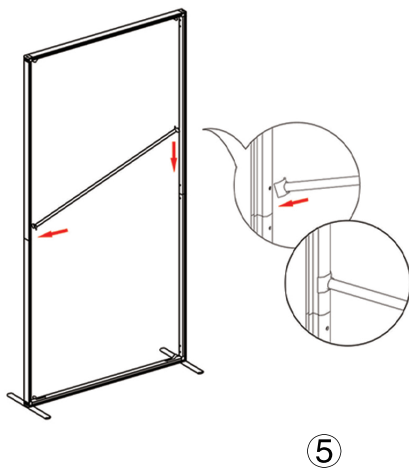
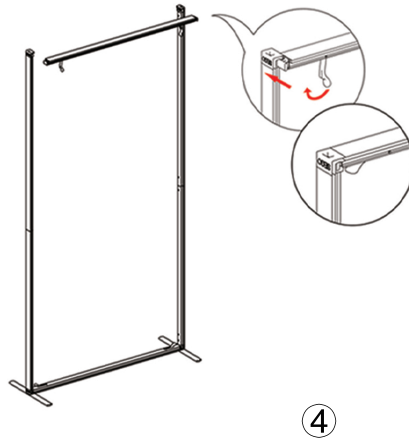
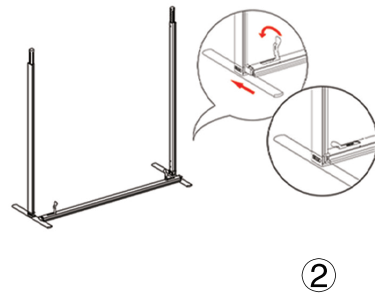
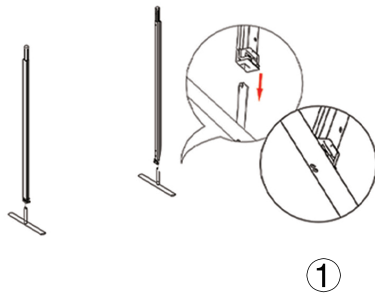


(qty 10)
QSEG-SCON

QSEG CUBICLE DOUBLE

QSEG MODULAR SEG DISPLAY
PRODUCT CODE: QSEGCubicle-DCGP

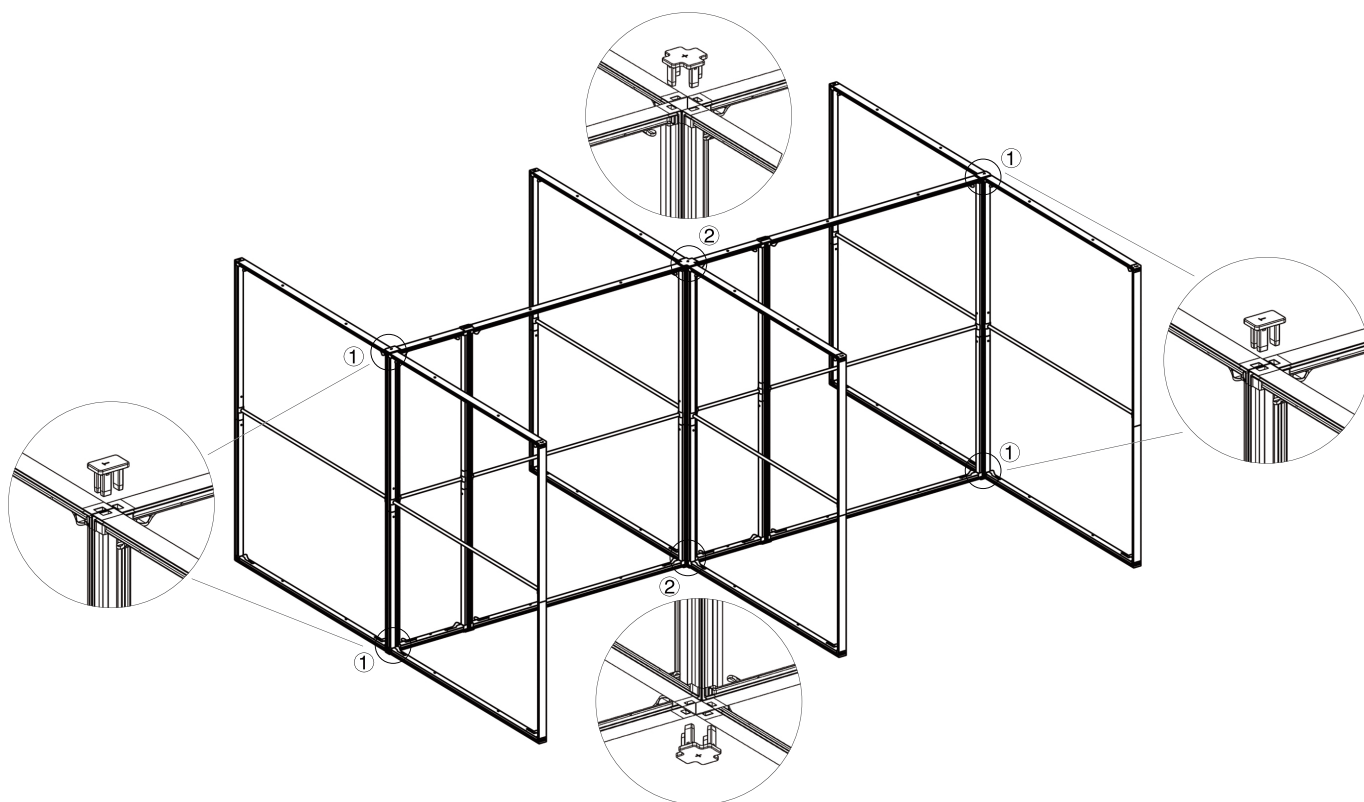
SET UP INSTRUCTIONS



QSEG CUBICLE DOUBLE

QSEG MODULAR SEG DISPLAY
PRODUCT CODE: QSEGCubicle-DCGP

SET UP INSTRUCTIONS



QSEG CUBICLE DOUBLE

QSEG MODULAR SEG DISPLAY
PRODUCT CODE: QSEGCubicle-DCGP

TEMPLATE

PLEASE DELETE ALL TEMPLATE ELEMENTS BEFORE UPLOADING

QSEG CUBICLE DOUBLE

GRAPHIC DIMENSIONS: 41.5" W x 61.5" H
YELLOW SAFE AREA: 33.5" W x 53.5" H

UPLOAD AT 100% SCALE
DOCUMENT SIZE 41.5" x 61.5"
USE SAME TEMPLATE FOR FRONT AND BACK

USE TEMPLATE 20 TIMES TOTAL (10 FRONT/10 BACK)
REFERENCE TEMPLATE GUIDE FOR TEMPLATE LOCATIONS
ANY CONTINUOUS ARTWORK TO MATCH UP OR LINE UP
WITH ANOTHER PRINT MAY NOT LINE UP PERFECTLY

KEEP ALL IMPORTANT GRAPHICS
SUCH AS: LOGOS, TEXT, CONTACT INFO, ETC.
IN THE YELLOW SAFE ZONE

ARTWORK IN THE BLUE AREA WILL PRINT BUT IS IN RISK
OF BEING CLOSE TO THE EDGE OR TRIMMED OFF

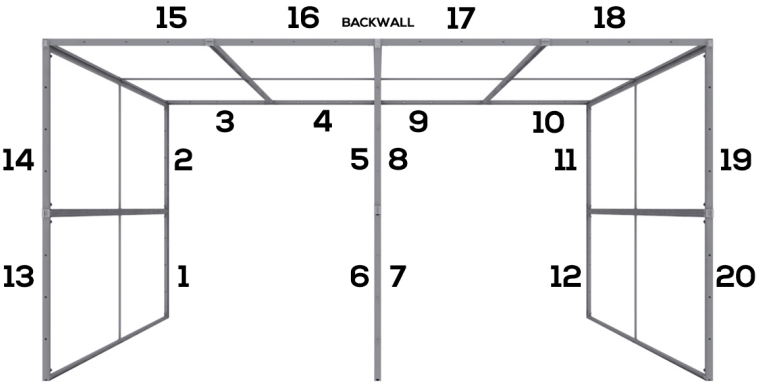
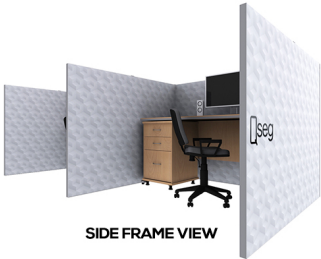
Graphic Specifications:

- Create to template specs
- 125 DPI resolution
- CMYK color
- No template lines
- Embed/link all images
- Create to outline all fonts

Acceptable file formats:

- Photoshop (.psd, .psb)
- Illustrator (.ai, .eps)
- Flattened .tiff
- Press quality .pdf

Ver 0622-20



AERIAL FRAME VIEW

NUMBERS ON THE IMAGE ABOVE INDICATE THE TEMPLATE LOCATION # ON FRAME
PLEASE ADD TEMPLATE LOCATION # TO END OF FILENAME. EX: "QSEG-CUBICLE-DOUBLE-1"